





SPOTLIGHT VOLUMES
TABLE, PENDANT
DESIGNER LUKAS PEET

VINE
PENDANT, CEILING/WALL
DESIGNER CAINE HEINTZMAN

ORBIT
TABLE, PENDANT
DESIGNER LUKAS PEET

ANDlight, decorative luminaire design and manufacturer.

DESIGN AND MANUFACTURE

ANDlight is a vertically integrated design and manufacturing company. By both designing and manufacturing, ANDlight monitors each step of its product development closely, with attention to detail and superior quality control. Upholding ANDlight's technical know-how, its award winning products rise to meet and exceed highly complex and demanding functional requirements across commercial and residential projects.

OPERATING SINCE 2014

ANDlight has grown an international and reliable network and appears in wide range of projects globally.



ANDlight, a brand with substance.

ON-DEMAND ASSISTANCE

ANDlight's internal team has the expertise to provide sales, marketing, technical and project management support worldwide.

DIGITAL TOOLS

Meeting the challenge of today's digital design process, ANDlight supplies a vast array of design files to match the tools that specifiers use. 3D, Sketch Up, IES, and even REVIT files are ready available to assist simple projects to highly complex commercial construction jobs.

4 TO 6 WEEK LEAD TIME

ANDlight's stated lead time is its promise and service level agreement to you and your clients. Maintaining a 4–6 week lead time for projects large and small ensures superior quality control and confidence across the value chain from our partner to the final end customer.



Approachable yet technically intricate products.

ENGINEERED PRODUCTS

ANDlight develops innovative and proprietary hardware systems specifically engineered to make installation and maintenance of its products simple, straight-forward always with the product's durability and longevity at mind.

LED TECHNOLOGY

ANDlight's products are all LED, offering an efficient and functional light source and a low energy draw. All products are of 90+ CRI and most are available in any colour temperature from warm to neutral white, thus offering the possibility to adapt to any specific project.

DIMMABLE

Each one of ANDlight's products offers dimming including 0–10V and DMX options; thus offering the ability to control the output and consumption throughout the day or simply adapt to different needs.

ANTI-STATIC CORD WRAP

Sustainability is contemplated from several viewpoints. We select materials that reduce energy consumption and labor. For instance, our anti-static cords reduce the need for constant cleaning maintenance and delivers consistent aesthetic beauty year after year.



Versatility is key to ANDlight's product line.

CUSTOM FINISHES

A simple one time set up fee of \$750 per project makes it efficient and effective for you and your clients to customize existing ANDlight products for special projects.

DESIGN SUPPORT

For ANDlight's modular product lines, its in-house design team can assist with custom arrangements, and provide technical drawings in 3 to 4 days as well as ensure superior quality control and confidence across the value chain from you, ANDlight's partner, to the final end customer.

MULTIPLE TYPOLOGIES WITHIN EACH SERIES

Pendants, ceiling/wall, table, floor lights and various canopy options to fulfill as many applications within space.



“We like to consider adaptability in all aspects of a design. We work hard to develop luminaires that offer diversity in form and finish in order to fulfill the widest range of applications. We believe that elements of flexibility can improve the quality of a product.”

—Matt Davis, Co-founder & Owner

COLLECTION OVERVIEW

The inherent versatility of ANDlight's designs allows for surprising yet refined variations in form, finish and material; fulfilling a wide range of applications.

VINE combines exaggerated form with repetition to take center stage with poise and stature.



VALE optimises functionality through its multidirectional luminescence while diffusing soft ambient light.



PIPELINE is the quintessential modular light fixture as its components enable it to match the contours of any given space.



SPOTLIGHT is based on four unique shade profiles creating various silhouettes and control over down and uplight.



SLAB's acoustic properties reduce ambient noise while its distinctive




PIVOT is playful and interactive as its balancing shade allows for easy adjustments.



ORBIT illustrates the planetary manoeuvre with its lines defining space around a glowing sphere.



BUTTON boldly plays with the archetype, as its wide luminescent surface adjusts and hangs from its threaded rope.



PEBBLE celebrates the beautiful qualities of stones while enabling the individual to extract their own collection.



2019/20

COLLECTION



DESIGNER
LUKAS PEET

Pebble



PEBBLE – PENDANTS, B/C FOR ALL:
PEARL/CITRINE; PEARL/PEARL; SLATE/SLATE;
PEARL/SLATE; CITRINE/CITRINE

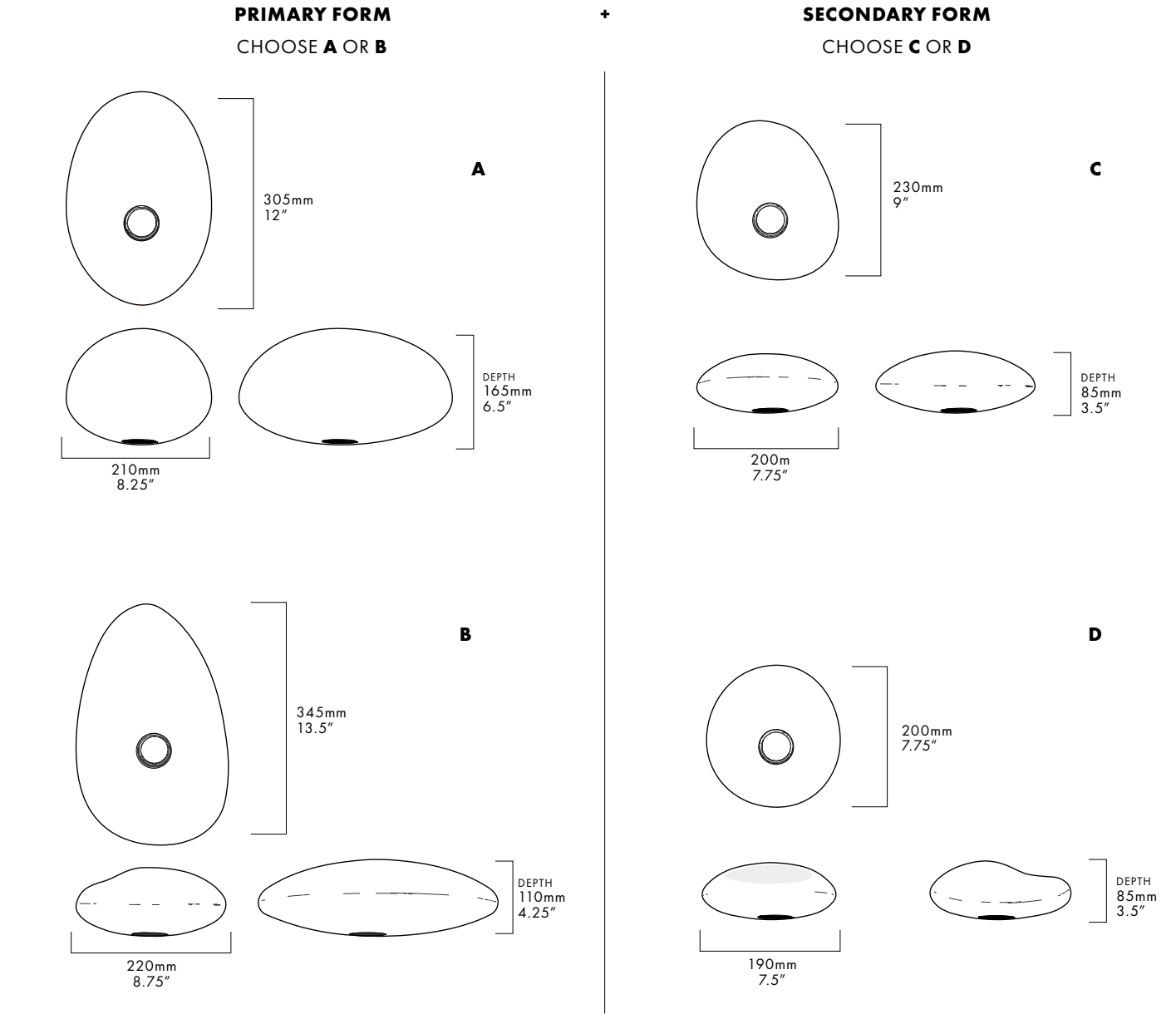


PEBBLE – PENDANT
CLOCKWISE FROM TOP LEFT:
B/C, SLATE/SLATE
B/D, PEARL/PEARL
B/C, CITRINE/SLATE
B/C, SLATE/PEARL



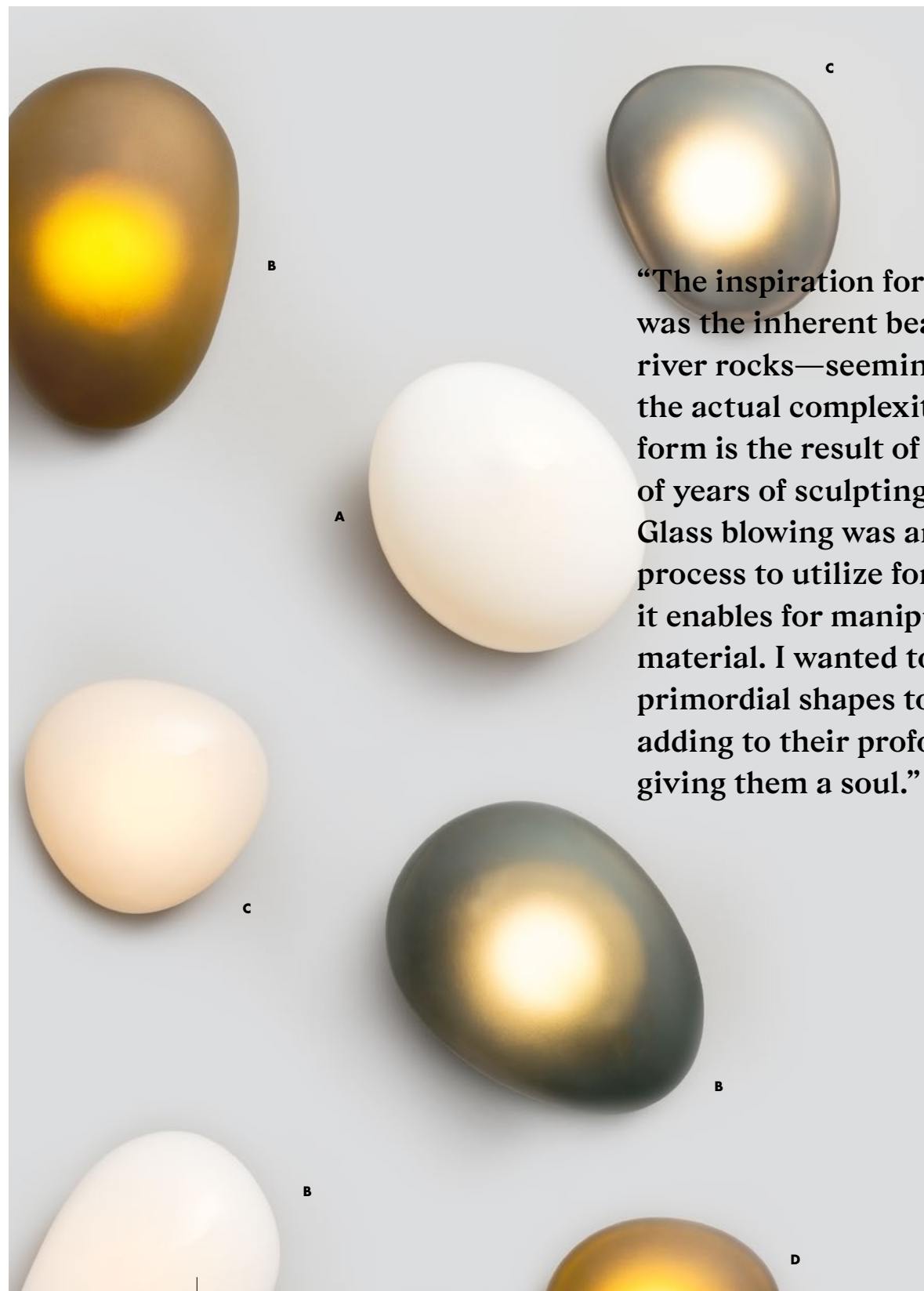
PEBBLE – PENDANT
B/C, PEARL/PEARL ;
B/C CITRINE/SLATE

PEBBLE – PENDANT





PEBBLE – WALL/CEILING
C, TRAVERTINE; C, SLATE; D, TRAVERTINE;
A, PEARL; B, CITRINE



“The inspiration for the series was the inherent beauty of river rocks—seemingly simple, the actual complexity of their form is the result of thousands of years of sculpting by nature. Glass blowing was an interesting process to utilize for this idea, as it enables for manipulation of the material. I wanted to allow these primordial shapes to glow—adding to their profoundness and giving them a soul.”

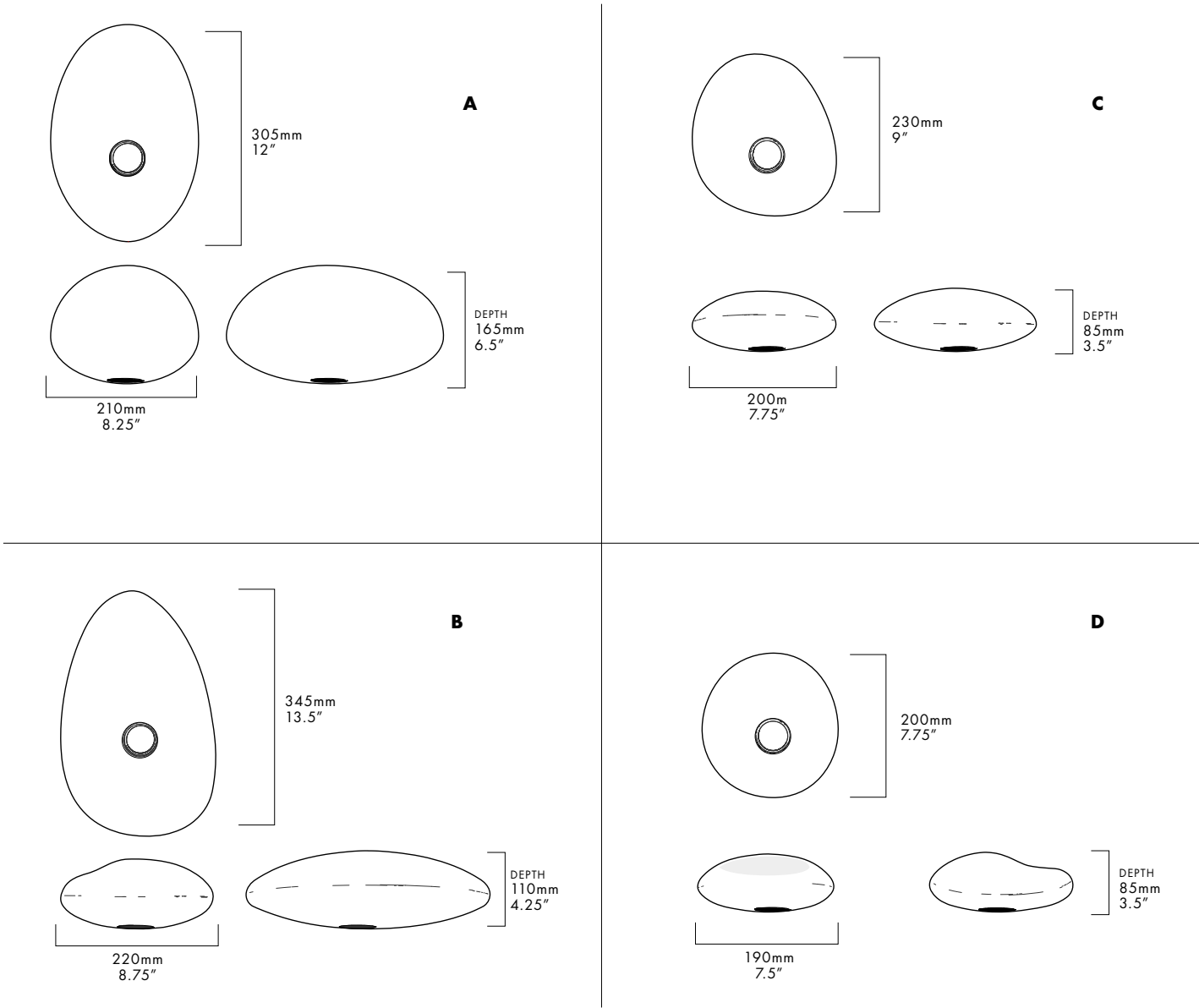
—LUKAS PEET

PEBBLE – CEILING/WALL
VARIOUS



PEBBLE – CEILING/WALL
B, TRAVERTINE

PEBBLE – CEILING/WALL



FIXTURE TYPE

Ceiling/Wall

MATERIALS

- Glass
- Aluminum

MANUFACTURED

Canada

DIMENSIONS

A: 305 x 210 x 165mm / 12" x 8.25" x 6.5"

B: 345 x 220 x 110mm / 13.5" x 8.75" x 4.25"

C: 230 x 200 x 85mm / 9" x 7.75" x 3.5"

D: 200 x 190 x 85mm / 7.75" x 7.5" x 3.5"

FINISHES




PEARL



TRAVERTINE



SLATE



CITRINE

ELECTRICAL

- **A/B** 9W LED
- **C/D** 4W LED
- 2700K
- 90+ CRI
- Dimming: Triac or 0-10

Glass is hand blown, variations in form, colour and size may occur.

PEBBLE – WALL/CEILING
D, TRAVERTINE; C, PEARL



PEBBLE

SCULPTURAL
SMOOTH
NATURAL

SERIES

- Pendant
- Ceiling/Wall

FINISHES




PEARL



TRAVERTINE




SLATE



CITRINE

ELECTRICAL


COLOUR TEMP
2700K
WATTAGE
14W LED Total



HANDBLOWN GLASS
Bridging mass produced components and hand-crafted glass make for an innovative fixture.



BESPOKE LED BOARD
Bespoke LED board enables consistent light output through large and small glass.



THREADED CONNECTOR
Bespoke threaded connector for easy bulb replacement connects glass modules together.



DROP HEIGHT
Drop height is 96".



DESIGNER
CAINE
HEINTZMAN

Vale



The Vale series crystallises light in its transitional state. The undulating profile of the lens translates emitted light to a striking gradient; while its prismatic surface further carries light across, creating a soft hue and ambient diffusion. Technically intricate, Vale optimises functionality through its multidirectional luminescence.



VALE – PENDANT
ANTHRACITE



VALE – PENDANT
ANTHRACITE

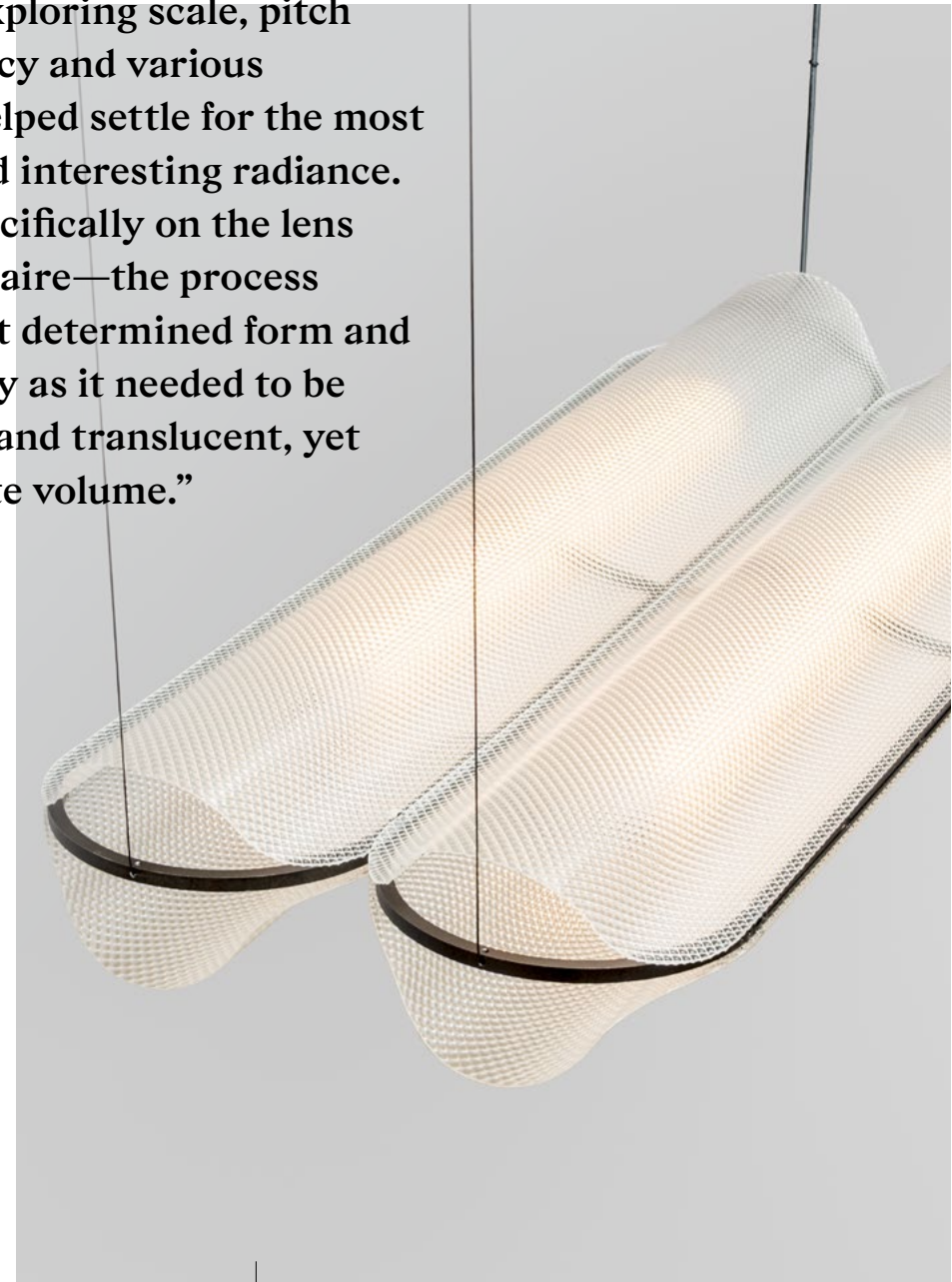




VALE – PENDANT
ANTHRACITE

“Dynamism, created by juxtaposing light with a wave-like contour fuelled the initial research. Exploring scale, pitch and frequency and various materials helped settle for the most effective and interesting radiance. Focused specifically on the lens of the luminaire—the process development determined form and functionality as it needed to be lightweight and translucent, yet able to create volume.”

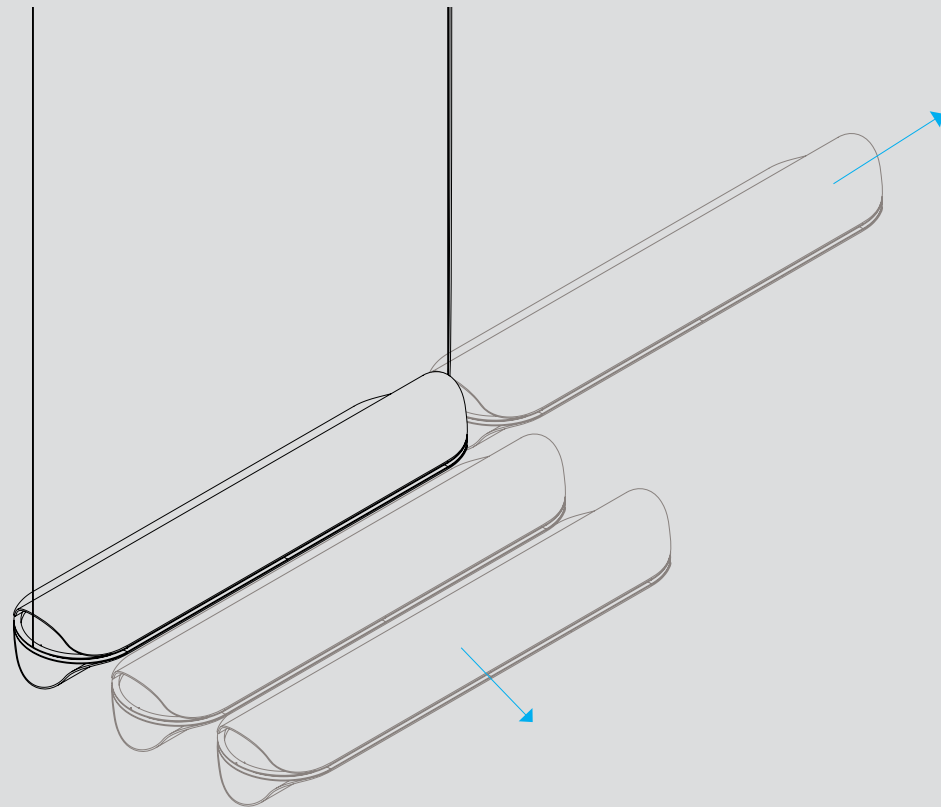
—CAINE HEINTZMAN



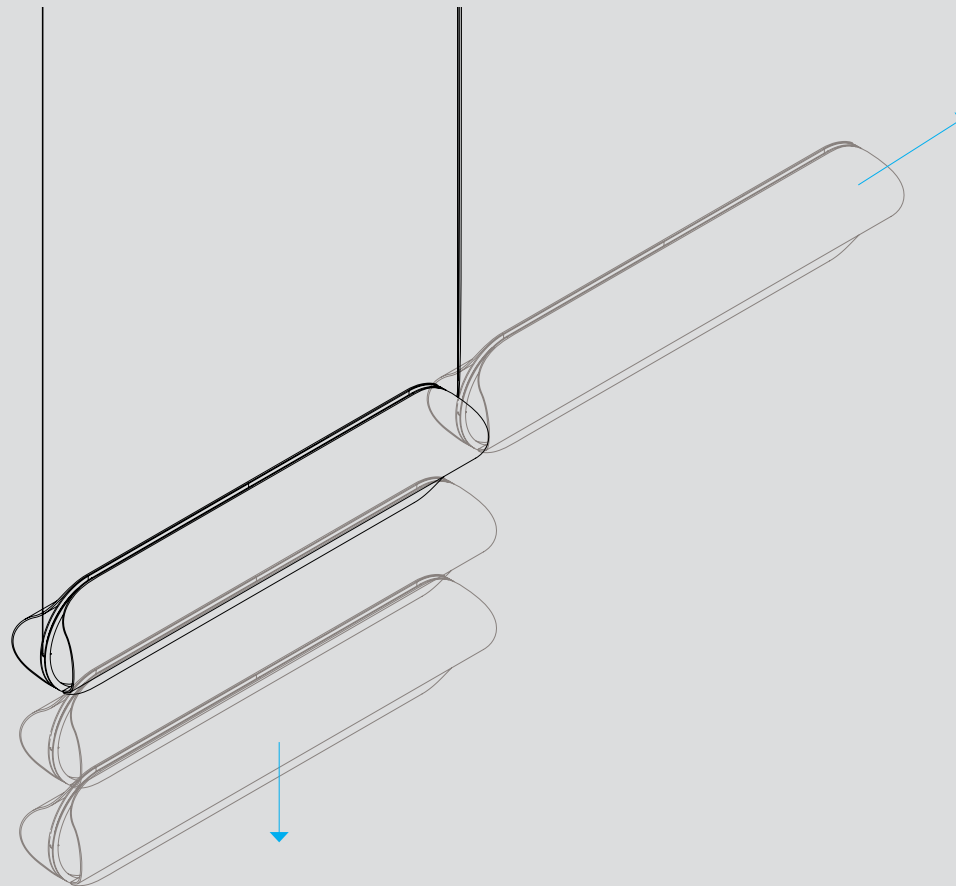
VALE – PENDANT
ANTHRACITE



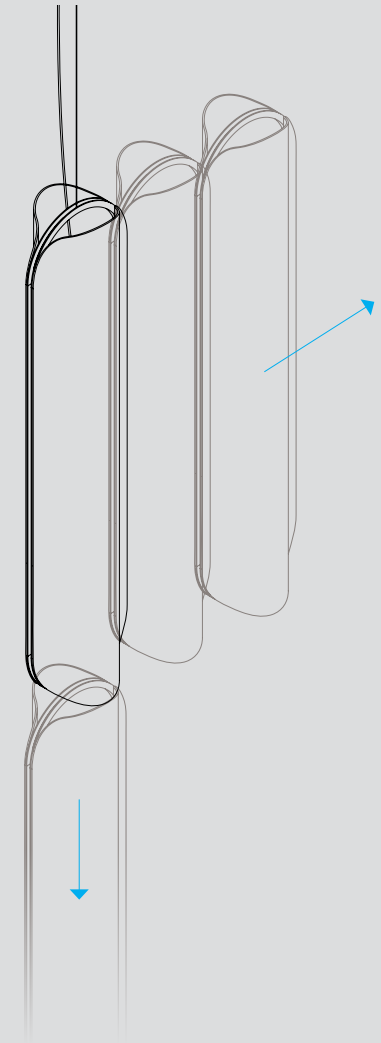
VALE – PENDANT
ANTHRACITE

HORIZONTAL X-AXIS

Suspended on an X-axis, multiple additional units can be added edge-to-edge or end-to-end.

HORIZONTAL Y-AXIS

Suspended on a Y-axis, multiple additional units can be added edge-to-edge or end-to-end.

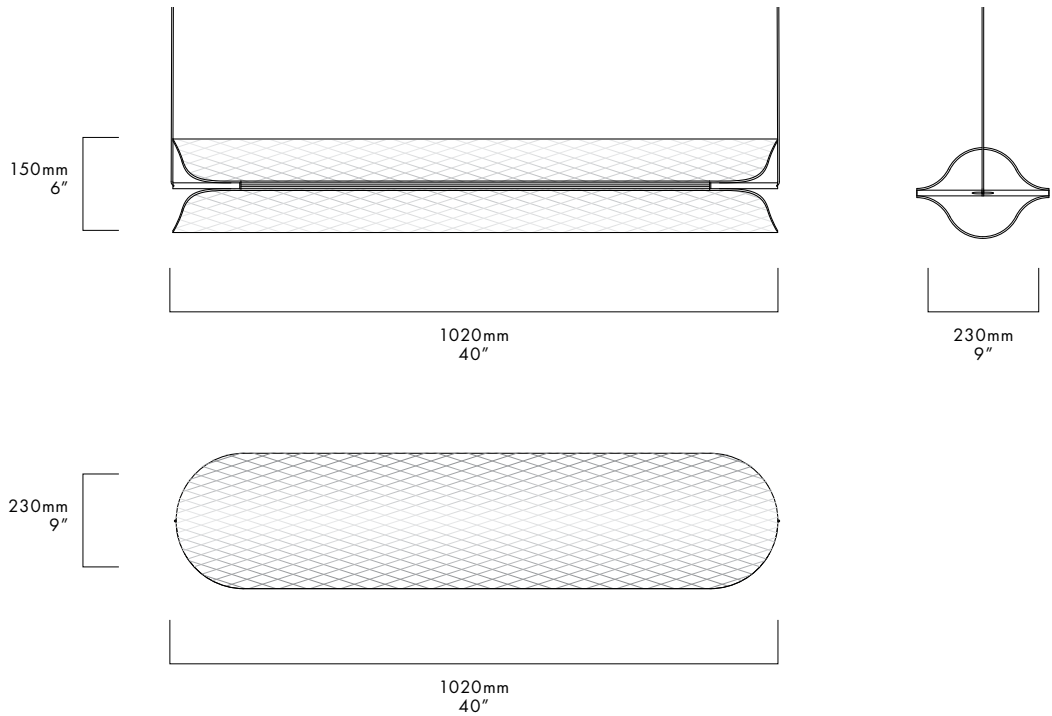
VERTICAL

Suspended vertically, multiple additional units can be added edge-to-edge or end-to-end.



VALE – PENDANT
ANTHRACITE

VALE – PENDANT, SINGLE UNIT DIMENSIONS



FIXTURE TYPE
Pendant

MATERIALS
- Acrylic
- Aluminum

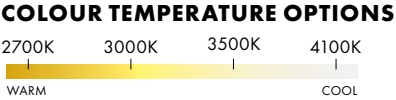
MANUFACTURED
Canada

DIMENSIONS
1020 x 150 x 230mm / 40" x 6" x 9"

CANOPY DIMENSIONS
150 x 50mm / 6" x 2"

FACTORY DROP LENGTH
2400mm / 96"
*Custom length available upon request

ELECTRICAL
- 20W LED
- 50,000 hour Lifetime
- 90+ CRI
- Input Voltage 100–240V + 277V
- Integral 24V DC power supply included
- Dimming Options: ELV, 0–10, Dali



CERTIFICATIONS
cETLus CE

FRAME FINISHES

ANTHRACITE SILICA

RUST

LENS FINISH
CLEAR

VALE

ETHEREAL
BRILLIANT
ADAPTIVE

SERIES

- Pendant

FINISHES



ANTHRACITE



SILICA




RUST

ELECTRICAL


COLOUR TEMP
2700K / 3000K /
3500K / 4100K
WATTAGE
20W LED



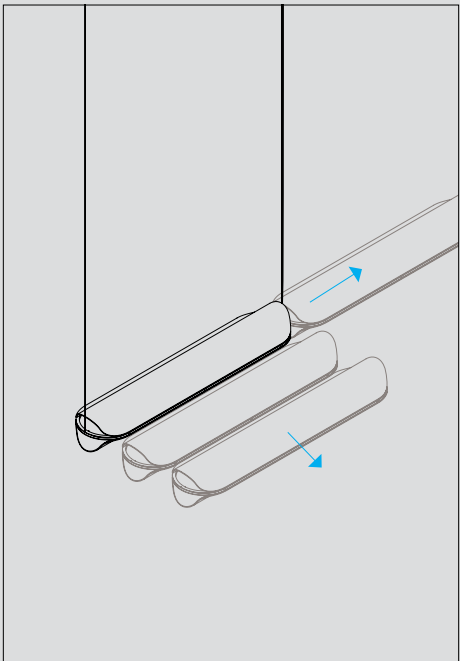
ACRYLITE LENS
Transparent and
prismatic surface.



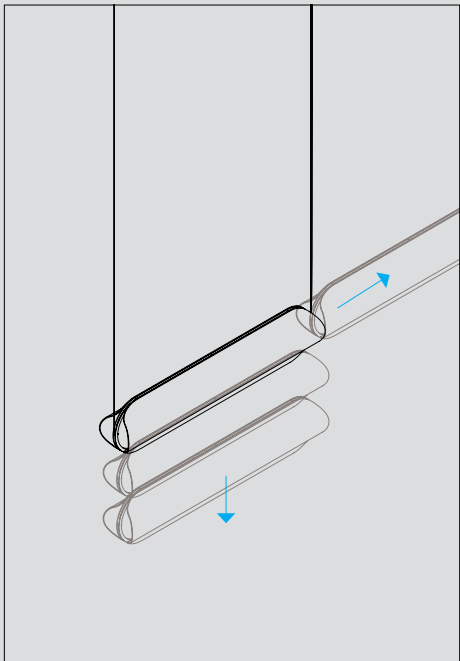
ENGINEERED FRAME
Frame houses electrical
and suspension system.



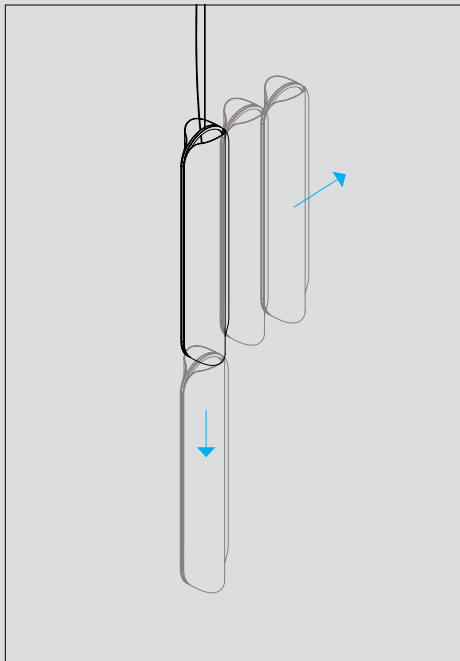
HARDWARE
Each unit comprises all
required components to
connect to the next.



HORIZONTAL, X AXIS
Can be suspended and
multiplied on an X-axis.



HORIZONTAL, Y AXIS
Can be suspended and
multiplied on an Y-axis.



VERTICAL
Can be suspended and
multiplied vertically.



DESIGNER
LUKAS PEET

Pivot



The Pivot series is an invitation to shape light. Balanced on an opalescent globe, a shade casts directional downlight and constant uplight while articulating on the light source itself. Playful and interactive, the table light allows for easy adjustments and dimming control.



PIVOT – TABLE
BASALT

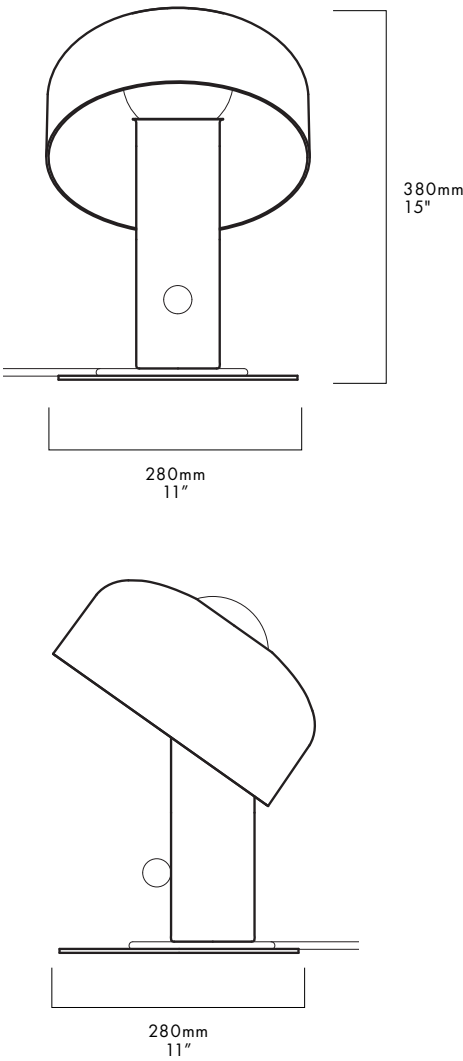


PIVOT – TABLE
BASALT



PIVOT - TABLE
MAGMA

PIVOT - TABLE



FIXTURE TYPE
Table


MATERIALS
- Steel
- Aluminum
- Glass

MANUFACTURED
Canada

DIMENSIONS
380 x 280 x 280mm / 15" x 11" x 11"

ELECTRICAL
- Dimmable LED
- 100-240V

FINISHES



PIVOT

INVITING
ANALOG
PLAYFUL

SERIES

- Table

FINISHES



BASALT



GRANITE



MAGMA

ELECTRICAL

COLOUR TEMP
2700K
WATTAGE
4W G9 Bulb



ADJUSTABLE
Analog pivoting mechanism.



DETACHABLE SHADE
Detaches fully, inviting manipulation.



DIMMABLE
Marble dimmer.



CORD WRAP
Celebrating the usually disregarded powercord.



THREADED CONNECTOR
Bespoke threaded connector for easy bulb replacement.




DESIGNER
LUKAS PEET

Button

BUTTON 90 – PENDANT
BLACK



BUTTON 60 – PENDANT
BRONZE



BUTTON 90 – PENDANT
BLACK
INTERIOR
STUDIO MSDS
PHOTO
ANGUS FERGUSON



BUTTON 90 – PENDANT
BLACK


The Button series impresses and intrigues at first glance, balancing a statement yet soothing presence. Mimicking a giant button, the broad faced and thin profiled fixture is memorable and playful, while its wide circular surface LED casts a warm and inviting light.

BUTTON 90 - PENDANT
WHITE





BUTTON 60, 90 – PENDANTS
WHITE, BLACK



BUTTON 60 – PENDANTS
BLACK

“The fixture has a nice combination of pure function and playfulness that invites human contact and interaction.”

—LUKAS PEET

BUTTON 90 – PENDANT
WHITE

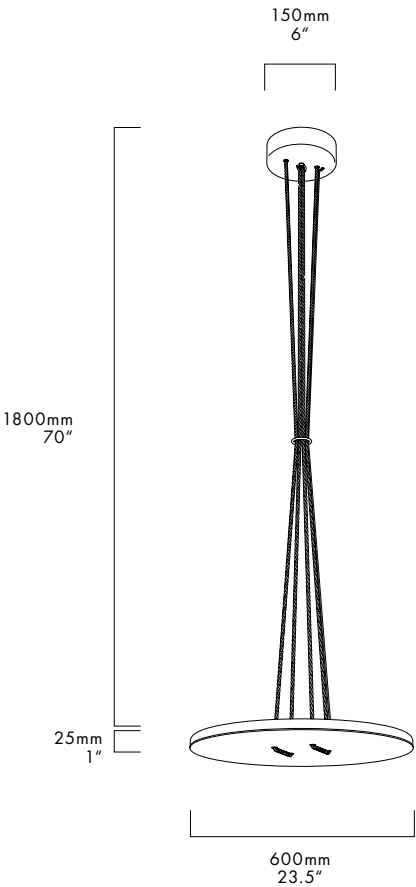


BUTTON 60, 90 – PENDANT
BLACK
INTERIOR
FALKEN REYNOLDS
PHOTO
EMA PETER

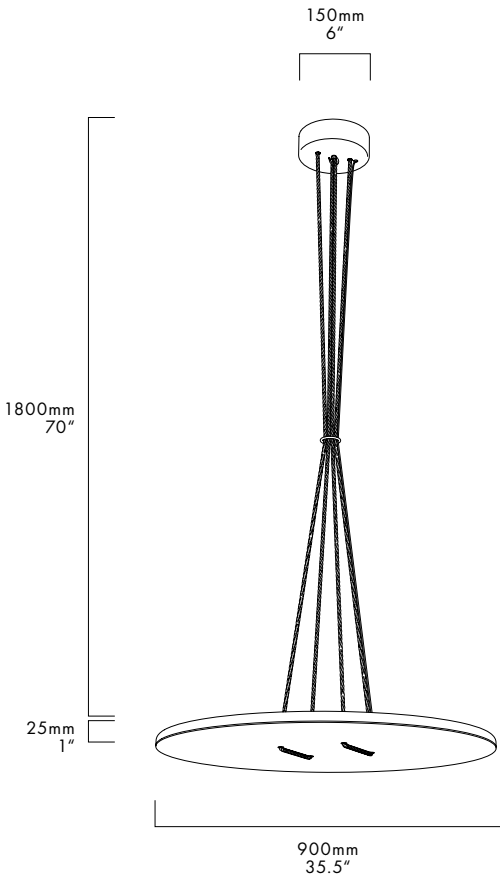


BUTTON 90 – PENDANT
BLACK

BUTTON 60 – PENDANT



BUTTON 90 – PENDANT



FIXTURE TYPE
Pendant

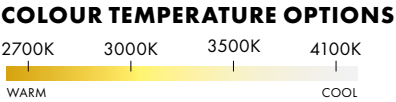
- MATERIALS**
- Aluminum
 - Nylon Rope
 - Brass Hardware

MANUFACTURED
Canada

DIMENSIONS
60: 600 Ø x 25mm / 23.5" Ø x 1"
90: 900 Ø x 25mm / 35.5" Ø x 1"

FACTORY DROP LENGTH
1800mm / 70"
*Custom length available upon request

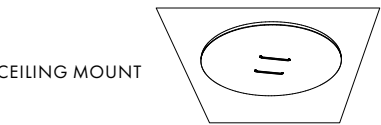
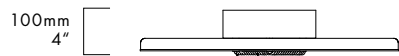
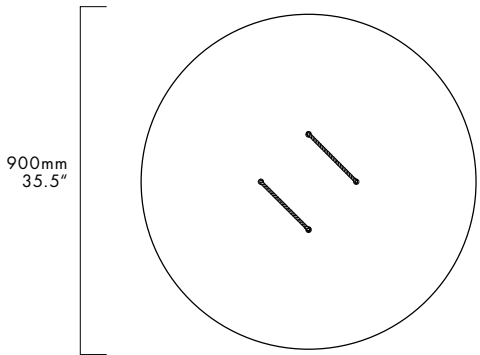
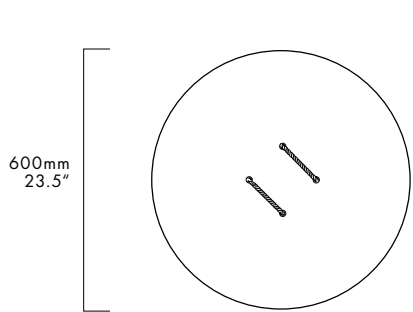
- ELECTRICAL**
- 25W / 35W LED Panel
 - 50,000 hour Lifetime
 - 90+ CRI
 - Input Voltage: 120V, 230V + 277V
 - Integral 12V DC power supply included
 - Dimming Options: MLV, 0–10, Dali





BUTTON 60 – CEILING/WALL

BUTTON 90 – CEILING/WALL



FIXTURE TYPE

Ceiling/Wall

MATERIALS

- Aluminum
- Nylon Rope
- Brass Hardware

MANUFACTURED

Canada

DIMENSIONS

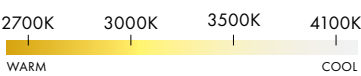
60: 600 Ø x 100mm / 23.5" Ø x 4"

90: 900 Ø x 100mm / 35.5" Ø x 4"

ELECTRICAL

- 25W / 35W LED Panel
- 50,000 hour Lifetime
- 90+ CRI
- Input Voltage: 120V, 230V + 277V
- Integral 12V DC power supply included
- Dimming Options: MLV, 0–10, Dali


COLOUR TEMPERATURE OPTIONS



CERTIFICATIONS



FINISHES



BUTTON 90 – CEILING/WALL
BRONZE

BUTTON

BROAD
THIN
ARTICULATE

SERIES

- Pendant
- Ceiling/Wall

FINISHES

BLACK

WHITE

POWDERCOAT

GOLD


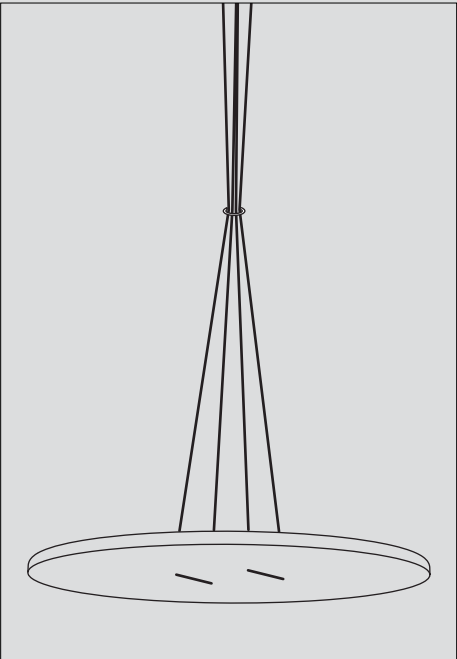
BRONZE

ANODIZED

ELECTRICAL

COLOUR TEMP
2700K / 3000K /
3500K / 4100K

WATTAGE
25W or 35W LED Panel



ARTICULATING, DIRECTIONAL

Unique suspension system which enables to effortlessly articulate fixture.

HIGH OUTPUT

Bespoke wide, 90cm
LED surface which is
illuminated consistently.

STANDARD
SUSPENSION

Standard drop length 6'.

CEILING/WALL

Sits 50mm from the
mounted surface.



ORBIT – TABLE, PENDANT
WHITE, BLACK

DESIGNER
LUKAS PEET

Orbit



ORBIT – PENDANTS,
BLACK

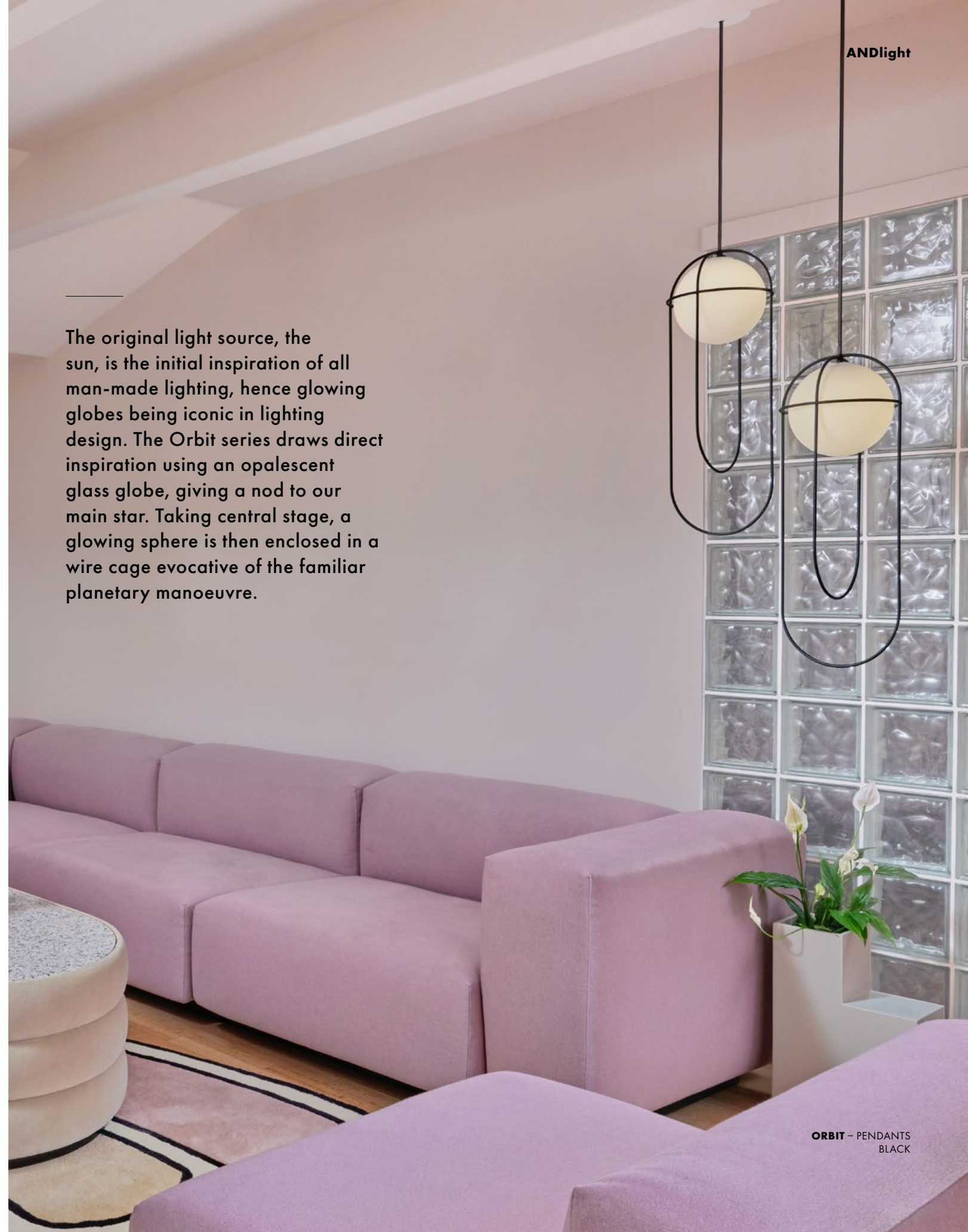
INTERIOR
METAPHORE DESIGN

PHOTO
DAVID BOYER



ORBIT – PENDANTS
BLACK

The original light source, the sun, is the initial inspiration of all man-made lighting, hence glowing globes being iconic in lighting design. The Orbit series draws direct inspiration using an opalescent glass globe, giving a nod to our main star. Taking central stage, a glowing sphere is then enclosed in a wire cage evocative of the familiar planetary manoeuvre.



ORBIT – PENDANTS
BLACK

“The glowing globe is iconic in lighting. So simple and effective, it of course resembles the original light source—the sun. Orbit is a direct response to this, with its metal cage functionally protecting the glass as well as referring back to the sun and our own orbit around it.”

—LUKAS PEET

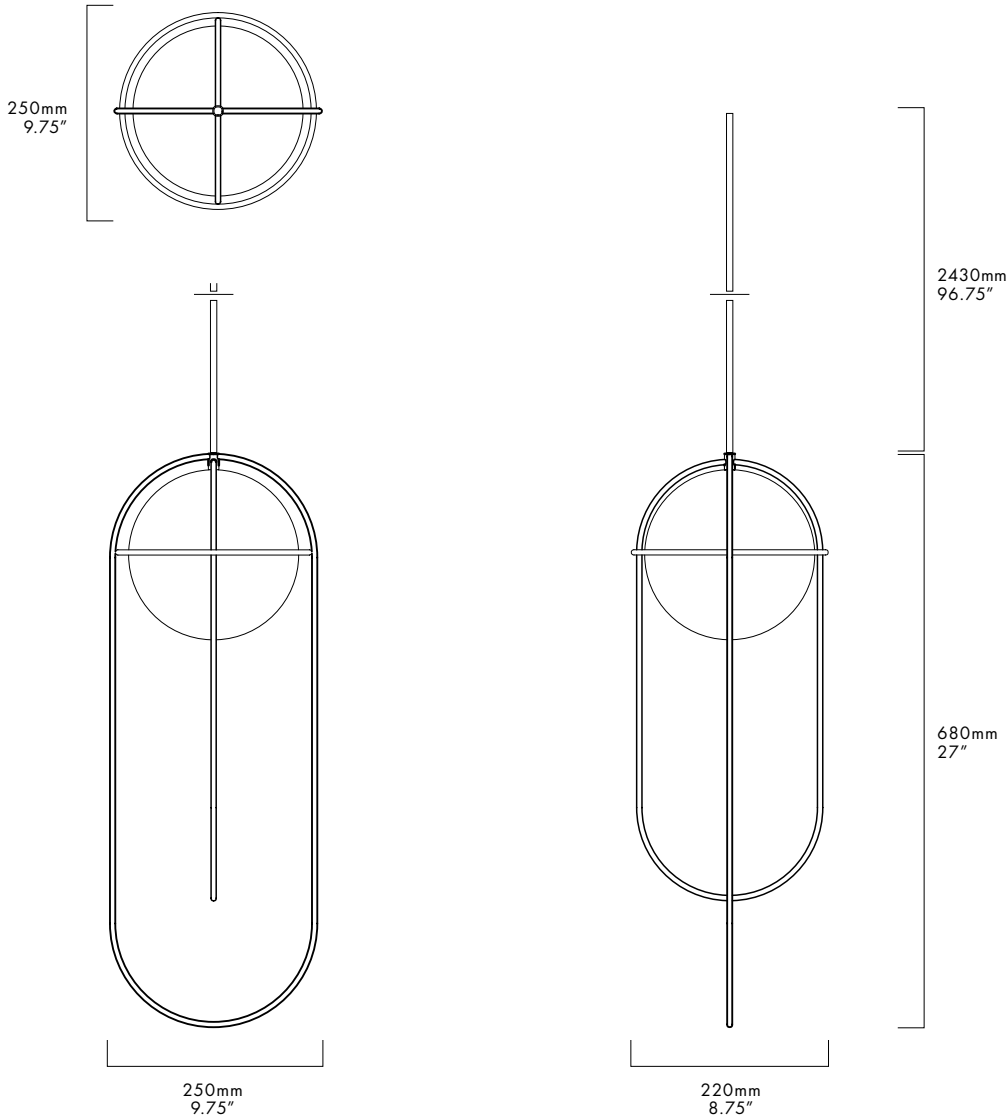


ORBIT – PENDANT
WHITE



ORBIT – PENDANTS
WHITE, BLACK

ORBIT – PENDANT



FIXTURE TYPE

Pendant

MATERIALS

- Steel Wire
- Etched Glass Globe

MANUFACTURED

Canada

DIMENSIONS

680 x 250mm / 27"x 9.75"

ELECTRICAL

- 100V to 240V
- Dimming: ELV


INCLUDED LAMP

- 1 x 4W G9 LED Lamp
- 3000k

CERTIFICATIONS



FINISHES







ORBIT - TABLE
WHITE

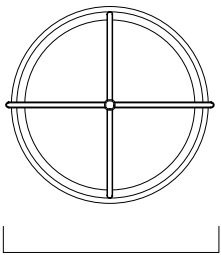


ORBIT - TABLE
BLACK

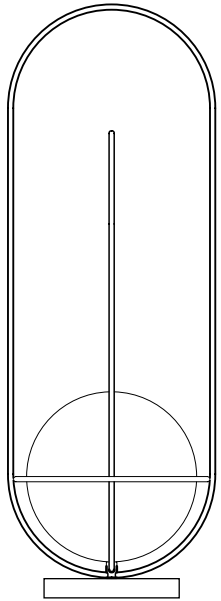


ORBIT - TABLE
WHITE

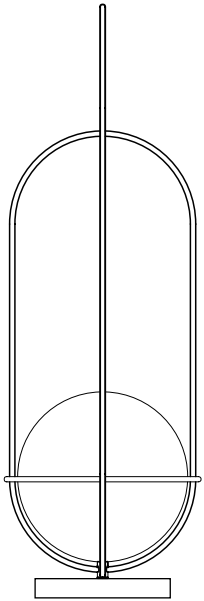
ORBIT - TABLE



250mm
9.75"



250mm
9.75"



220mm
8.75"

700mm
27.5"

FIXTURE TYPE
Table

- MATERIALS**
- Steel Wire
 - Etched Glass Globe
 - Marble

MANUFACTURED
Canada

DIMENSIONS
700 x 250mm / 27.5" x 9.75"

- ELECTRICAL**
- 100V to 240V
 - Hand dimmer on cord

- INCLUDED LAMP**
- 1 x 4W G9 LED Lamp
 - 3000K

CERTIFICATIONS



FINISHES



ORBIT

RADIANT
ELEMENTAL
ENCOMPASSED

SERIES

- Pendant
- Table

FINISHES

NEW FINISH



BLACK




WHITE



GOLD

ELECTRICAL

COLOUR TEMP
3000K
WATTAGE
4W G9 LED Bulb




THREADED CONNECTOR
Easy bulb replacement.



CANOPY OPTIONS
Suspends from powercord.



MARBLE BASE
Black or white.



PLUG-IN
Options for North America,
EU, UK and hardwire.



DIMMING
Dimmer switch included
along power cord.




PIPELINE 125.3 – PENDANT
WHITE

DESIGNER
CAINE
HEINTZMAN

Pipeline






PIPELINE 125.3 – PENDANT
BLACK
INTERIOR
HEIA STUDIO



PIPELINE 125 – PENDANT
BLACK
INTERIOR
HEIA STUDIO



PIPELINE 125.3 – PENDANT
COPPER



PIPELINE CM9 – PENDANT
BLACK AND COPPER



PIPELINE CM4 – PENDANT
BRUSHED ALUMINUM AND COPPER

INTERIOR
SPECTOR GROUP





PIPELINE CM2 – PENDANT
BLACK
INTERIOR
PIECES HOMES





“The primary function of the Pipeline fixture is to provide evenly diffused linear light. The design of the body, all of the components, how it is assembled and how it is suspended serve that purpose, the result is an uncomplicated and very practical and applicable light fixture that is at home in many situations.”

—CAINE HEINTZMAN

PIPELINE CM4 – PENDANT
BLACK



PIPELINE CM, CUSTOM – PENDANT
WHITE

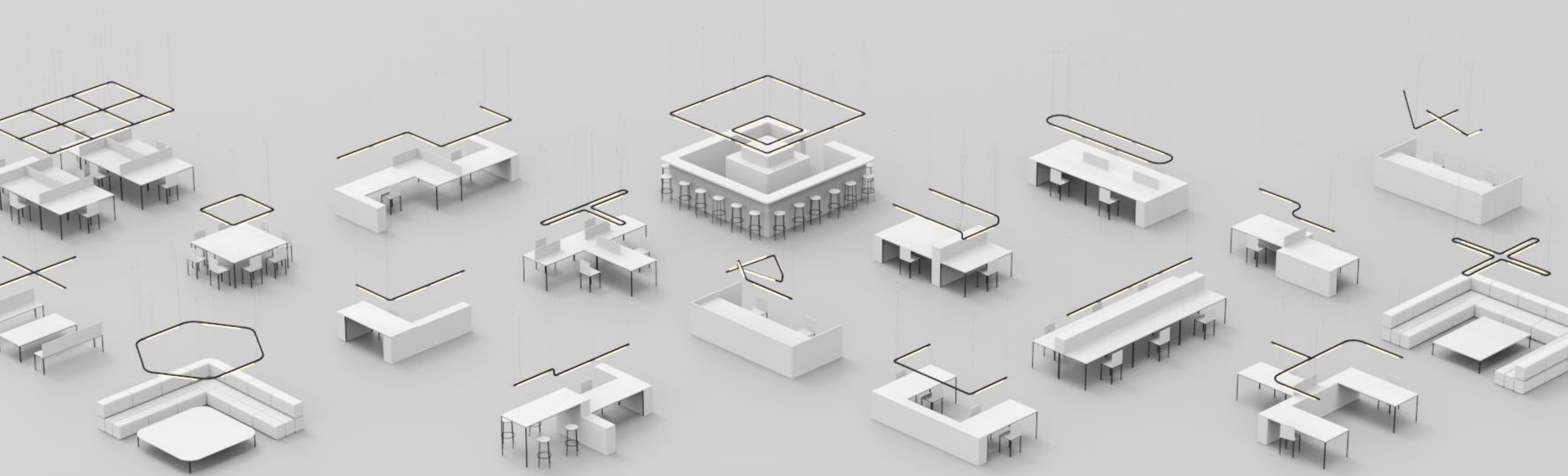


PIPELINE CM3 – PENDANT
BLACK
INTERIOR
FALKEN REYNOLDS

PIPELINE SYSTEM

The Pipeline series begins with a linear LED light, elegant in its simplicity; however what sets it apart is the ability to expand the scale of the fixture by multiplying the modular pendant, creating an infinite range of tailored lights.

The Pipeline series may be suspended horizontally level or at angles, individually or in multiples.



PIPELINE SYSTEM

The Pipeline starts with two standard illuminated lengths—the 40 and the 125—and can be further customized into a variety of configurations.



PIPELINE 40, 125 – PENDANT
BLACK

PIPELINE SYSTEM

The ingenuity of the components enable the Pipeline to adapt to any interior space.

LINEAR SERIES

Two section sizes act as single modules or connect to multiply in space.



PIPELINE 40



PIPELINE 125



PIPELINE 125.2

TABLE/FLOOR

Upright, the table and floor variations series redirect light and purpose; while the chrome mirror weighted base enhances the sleek profile.



PIPELINE 40 – TABLE



PIPELINE 125 – FLOOR

CEILING/WALL

Space efficient, the surface mounted Pipeline provides accent lighting while becoming an integral element of the environment it is set in.



PIPELINE 125 – CEILING/WALL

FIXTURE TYPE

Pendants, Floor, Table, Ceiling/Wall

MATERIALS

- Aluminum Body
- Cast Acrylic

MANUFACTURED

Canada

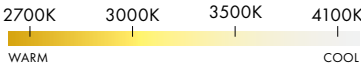
DIMENSIONS

Combination Specific

ELECTRICAL

- **40:** 5W / **125:** 15W LED
- 50,000 hour Lifetime
- 90+ CRI
- Input Voltage 100–240V + 277V
- Integral 24V DC power supply included
- Dimming Options: MLV, 0–10, Dali


COLOUR TEMPERATURE OPTIONS



CERTIFICATIONS



STANDARD FINISHES



DECORATIVE FINISHES



PIPELINE 125 – PENDANT
WHITE



PIPELINE CM7 – PENDANT
BLACK AND BRASS

COMBINATION (CM)

Flexibility is introduced to the system through the use of various elbows and straight connections between lengths. CM1–9 are some common combinations.



PIPELINE CM1



PIPELINE CM2



PIPELINE CM3



PIPELINE CM4




PIPELINE CM5



PIPELINE CM6



PIPELINE CM7



PIPELINE CM8



PIPELINE CM9



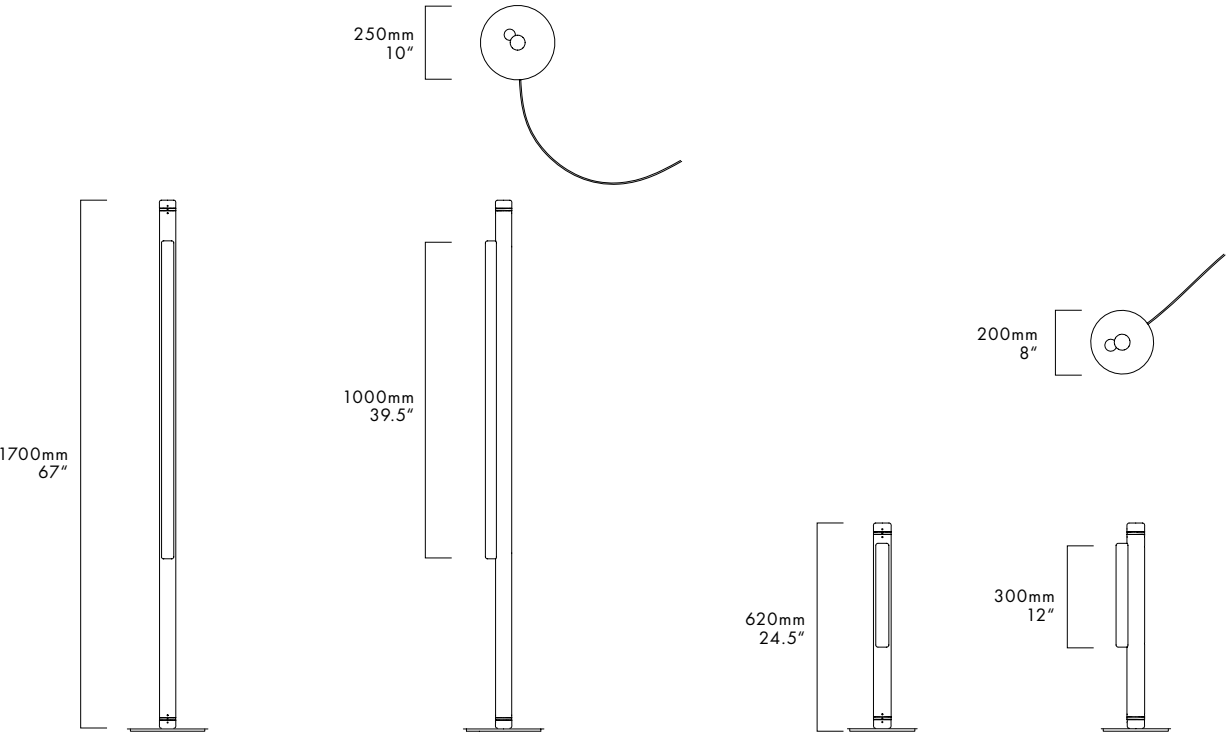
PIPELINE – FLOOR, TABLE
WHITE, BLACK



PIPELINE – TABLE, FLOOR
BLACK, BLACK

PIPELINE – FLOOR

PIPELINE – TABLE



FIXTURE TYPE

Table/Floor

MATERIALS

- Aluminum Body
- Cast Acrylic
- Polished Stainless Steel Base

MANUFACTURED

Canada

DIMENSIONS

Floor: 1700 x 250 x 250mm / 67"x10"x10"

Table: 620 x 200 x 200mm / 24.5"x8"x8"

ELECTRICAL

- 5W / 15W LED
- 50,000 hour Lifetime
- 90+ CRI
- Input Voltage 100–240V
- Floor Foot Dimmer Switch Included

COLOUR TEMPERATURE



CERTIFICATIONS



STANDARD FINISHES



DECORATIVE FINISHES



PIPELINE

LINEAR
SYSTEMIC
INFINITE

SERIES

- Pendant
- Floor
- Table
- Ceiling/Wall

ELECTRICAL

COLOUR TEMP
2700K / 3000K /
3500K / 4100K

WATTAGE
40: 5W / **125:** 15W

LUMENS
Higher
output
+10%

FINISHES



BLACK



WHITE



BRUSHED



BRASS




COPPER

STANDARD

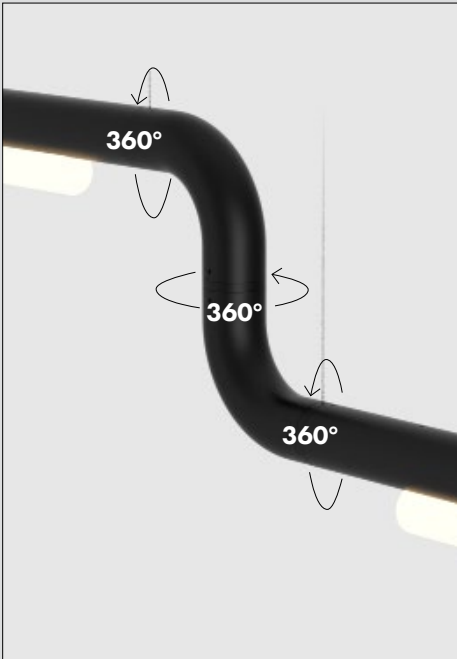
DECORATIVE



**PIPELINE 125,
PIPELINE 40**
Origin of the system.



3 WAYS TO CONNECT
Linear, elbows and
junctions.



**ROTATING
CONNECTORS**
Elbows concentrically
rotate on linear sections.

- Pipeline 40
Pipeline 125
Pipeline Linear
Pipeline CM
Pipeline Floor
Pipeline Table
Pipeline Ceiling/Wall

STANDARD FIXTURES

YOUR IDEA

↓

HERE TO HELP

BUILDING PIPELINE
We support custom
arrangement, as we believe
its modularity should be
pushed to its full extent.



SLAB 150, 90 – PENDANT
WOOL GREY, WOOL BROWN

DESIGNER
LUKAS PEET

Slab





SLAB 150 – PENDANT
MARIGOLD

INTERIOR
GRZYWINKSI+PONS
PHOTOGRAPHY
NICHOLAS WORLEY

The Slab series combines a visually graphic presence, impossibly slim profile and acoustic dampening properties to provide an aesthetically unique and diverse light fixture. With most of its narrow body covered in soft material, the visual effect can vary greatly to seamlessly be integrated within any colour scheme interior, or rather stand out in a contrasting hue.



SLAB 30 – PENDANT
FERN GREEN

“Enveloping this luminaire with 100% industrial-grade Merino wool aids in reducing the ambient sound in each space while offering a unique and tactile finish.”

—LUKAS PEET

SLAB 150 – PENDANT
WOOL GREY
ARCHITECTS
LA SHED
PHOTO
MAXIME BROUILLET

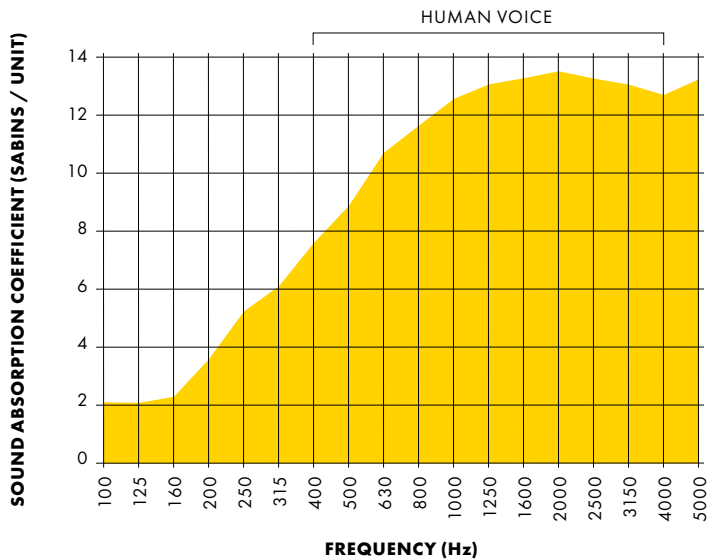




SLAB 90, 30 – PENDANTS,
WOOL GREY, MARIGOLD


ACOUSTICS

Multi-functional, the Slab series illuminates any given space while efficiently absorbing sound waves through its 100% Merino wool envelope.




96%

REDUCTION,
HIGH FREQUENCY




72%

REDUCTION,
MID FREQUENCY



25%

REDUCTION,
LOW FREQUENCY



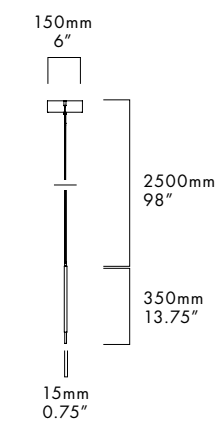
SLAB 210, 30 – PENDANT
WOOL GREY, MARIGOLD
ARCHITECTS
IMPERATORI DESIGN
PHOTO
RAY VAN DUSEN



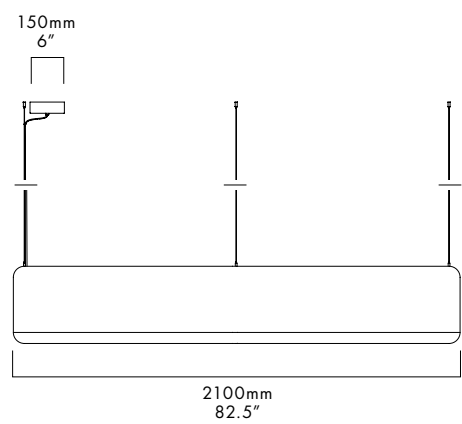


SLAB 150 – PENDANT
WOOL GREY

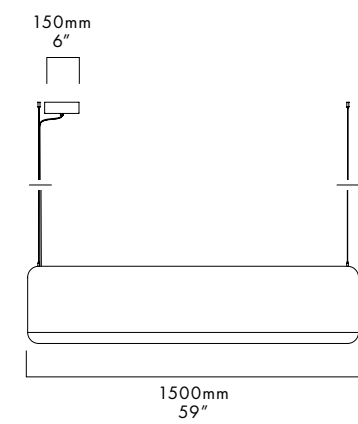
SIDE VIEW



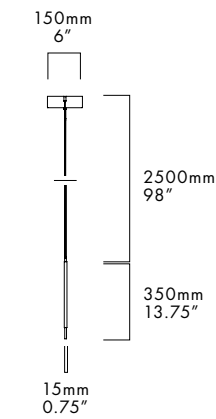
SLAB 210



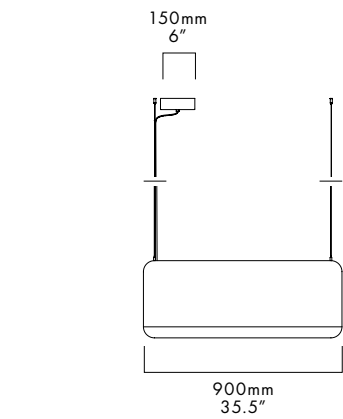
SLAB 150



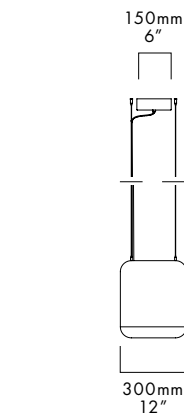
SIDE VIEW



SLAB 90



SLAB 30



FIXTURE TYPE

Pendant

MATERIALS

- Acrylic
- 100% Merino Wool Felt

MANUFACTURED

Canada

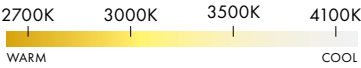
DIMENSIONS

Model Specific

ELECTRICAL

- 4W/10W/15W/21W LED Panel
- 50,000 hour Lifetime
- 90+ CRI
- Input Voltage: 120V, 230V + 277V
- Integral 12V DC power supply included
- Dimming Options: MLV, 0–10, Dali

COLOUR TEMPERATURE OPTIONS



CERTIFICATIONS




FINISHES



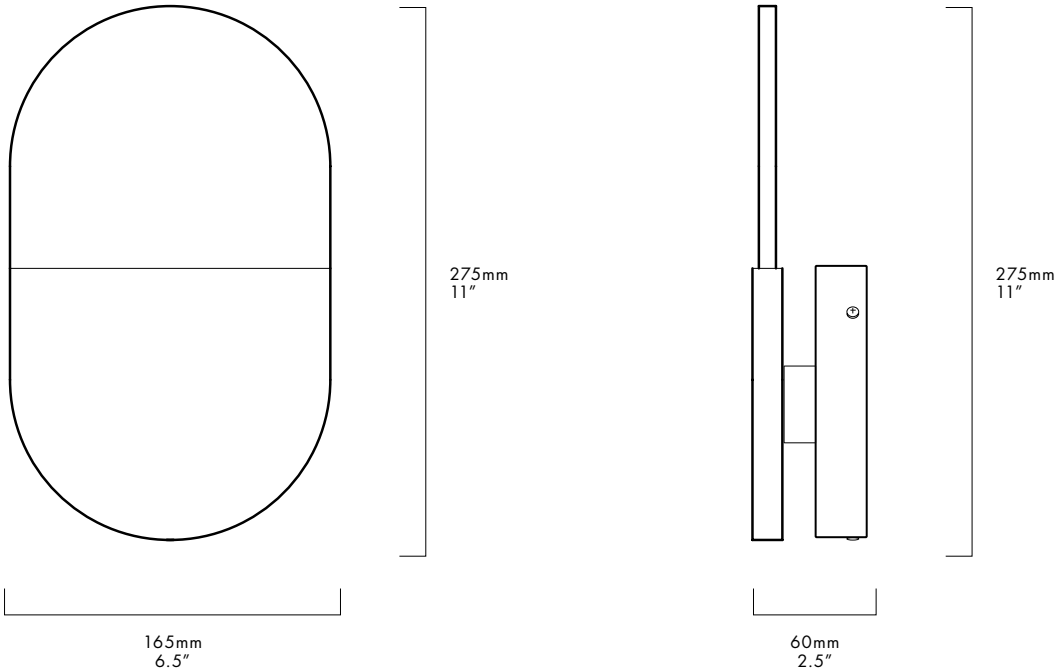


SLAB W20 – WALL
WOOL WHITE, WOOL BLACK,
WOOL BROWN, WOOL GREY



SLAB W20 – CEILING/WALL
WOOL GREY

SLAB W20 – WALL



FIXTURE TYPE

Wall

MATERIALS

- Acrylic
- 100% Merino Wool Felt

MANUFACTURED

Canada

DIMENSIONS

165 x 275 x 60mm / 6.5" x 11" x 2.5"

ELECTRICAL

- 3W LED Panel
- 50,000 hour Lifetime
- 90+ CRI
- Input Voltage: 120V, 230V + 277V
- Integral 12V DC power supply included
- Dimming Options: MLV or 0-10 + Dali "Remote only"

COLOUR TEMPERATURE OPTIONS



CERTIFICATIONS



FINISHES

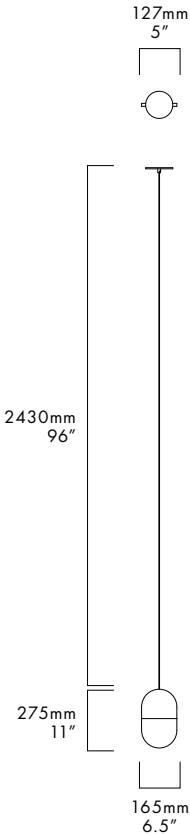


SLAB W20 – WALL
FERN GREEN

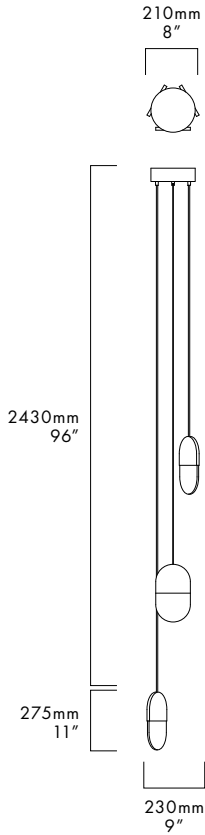


SLAB 20.3 – PENDANT
WOOL GREY

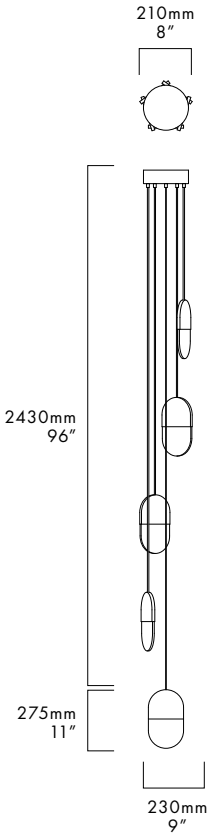
SLAB 20 – PENDANT



SLAB 20.3 – PENDANT



SLAB 20.5 – PENDANT



FIXTURE TYPE
Pendant

MATERIALS
- Acrylic
- 100% Merino Wool Felt

MANUFACTURED
Canada

DIMENSIONS
165 x 275 x 15mm /
6.5"x 11"x 0.75" Per Piece

ELECTRICAL
- 3W/9W/15W LED Panel
- 50,000 hour Lifetime
- 90+ CRI
- Input Voltage: 120V, 230V + 277V
- Integral 12V DC power supply included
- Dimming Options: MLV, 0-10, Dali

COLOUR TEMPERATURE OPTIONS
2700K 3000K 3500K 4100K
WARM COOL

CERTIFICATIONS
ETL US CE

FINISHES

 WOOL WHITE	 MARIGOLD
 WOOL GREY	 FERN GREEN
 WOOL BROWN	 WOOL BLACK
 CUSTOM	

SLAB

SLIM
ACOUSTIC
TACTILE

SERIES

- Pendant
- Ceiling/Wall

ELECTRICAL

COLOUR TEMP
2700K / 3000K /
3500K / 4100K

WATTAGE
4W / 10W / 15W / 21W

FINISHES



WOOL BLACK




WOOL GREY



WOOL WHITE



WOOL BROWN



MARIGOLD



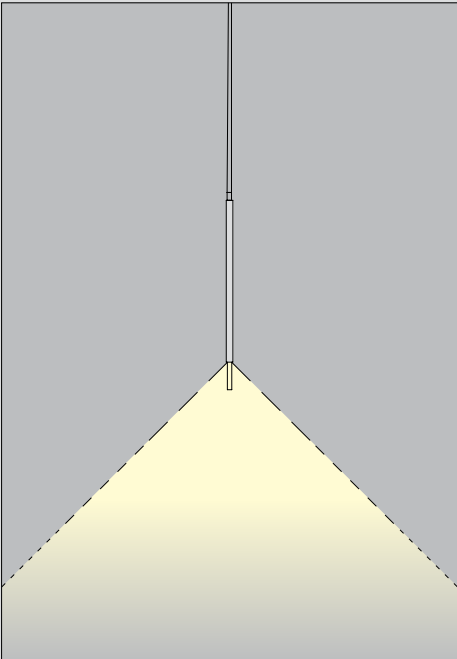
FERN GREEN



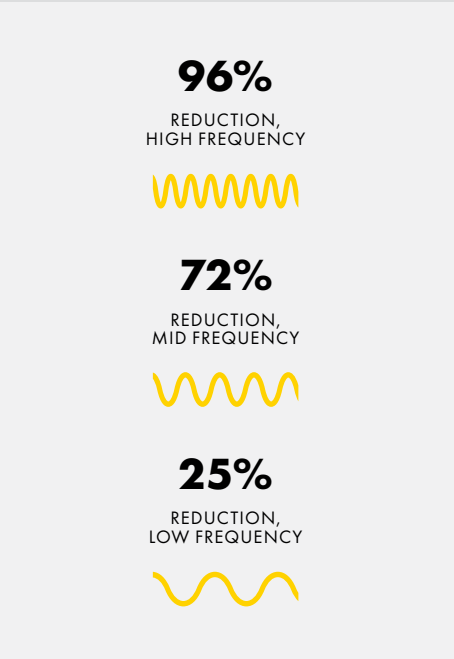
FELT COVERING
100% Merino wool.




SLIM PROFILE
15 mm.



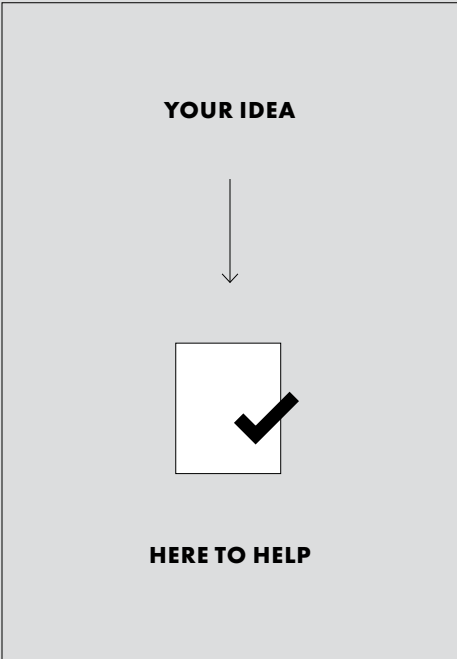
ENGINEERED ACRYLIC
Particles in the acrylic
help light efficiently spread
and refract.



ACOUSTIC PROPERTIES
Slab participates to a
collaborative effort to
absorb sound waves within
a space.



CUSTOM FINISHES
Available for a
start-up cost.



CUSTOM SIZES
Do you have an custom
set-up in mind? Let's talk!

DESIGNER
LUKAS PEET

Spotlight Volumes

SPOTLIGHT VOLUMES – PENDANT, TABLE
B/A, AVOCADO; B/D, SAGE; C/A, VANILLA



SPOTLIGHT VOLUMES – PENDANT
B/A, VANILLA

INTERIOR
LUNDBERG DESIGN

PHOTO
THOMAS KUOH



SPOTLIGHT VOLUMES – PENDANT
D/A, VANILLA
INTERIOR
BATTERSBY HOWAT
PHOTO
ANDREW LATREILLE



SPOTLIGHT VOLUMES – PENDANTS
B/D, D/A, VANILLA



Inspired by spotlights, the Spotlight Volumes series is based on four unique shade profiles which combine in various ways. Designed with a modern silhouette, the inspiration is based on a classic shape, giving a timeless air to the fixture. The pendant version features a conventional down light as well as an unconventional uplight, offering multidirectional illumination.

**SPOTLIGHT
VOLUMES** – PENDANT
B/A, B/D, B/C, BLACK

INTERIOR
AUTOSTRADA

PHOTO
BRITNEY GILL



SPOTLIGHT VOLUMES – PENDANT
A/C, SAGE



SPOTLIGHT VOLUMES – FLOOR
A, BLACK

16 POSSIBLE COMBINATIONS

The series comprises four unique shade profiles—A, B, C, D—allowing for multiple combinations.

In the case of the Spotlight Volumes pendant, there are 16 possible combinations with the up and down shade.

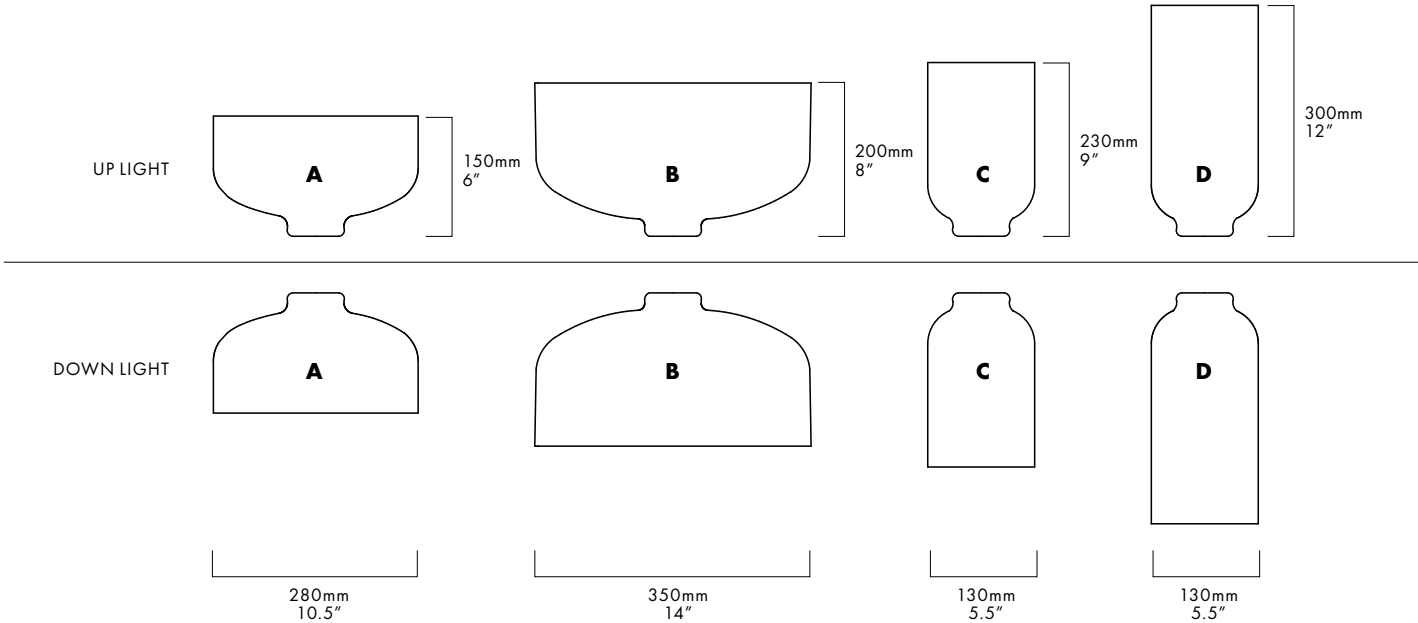
**A****B****C****D**



SPOTLIGHT VOLUMES –
PENDANT, TABLE
B/A, AVOCADO; A/C, VANILLA;
C/D, BLACK; D/B, GOLD



SPOTLIGHT VOLUMES – PENDANT



FIXTURE TYPE

Pendant

MATERIALS

Spun Aluminum Shade

MANUFACTURED

Canada

DIMENSIONS

Combination Dependant

ELECTRICAL

- 100–240V
- Dimming: ELV

INCLUDED LAMP

- 2700K
- 1 x E26/27 6.5W G25 +
- 1 x E26/27 4.5W A15

*OPTIONAL 150mm/5" Glass Globe - Down 'A' Only

*OPTIONAL 200mm/7" Glass Globe - Down 'B' Only

CERTIFICATIONS



STANDARD FINISHES



INTERIOR FINISH



DECORATIVE FINISHES



*Decorative finish applied to exterior and interior of luminaire.



SPOTLIGHT VOLUMES – PENDANT
B/D, VANILLA

“I wanted to expand on the strong silhouette and character of the Spotlight Volumes series of pendants, ceilings and table lights. The elongated proportions of the base combined with any of the four top shades give it architectural stature, thus resulting in a dimmable uplight floor lamp. The adaptation of the concept to a floor lamp came as a logical extension to the series; as versatility remains one of the key focuses of the development.”

—LUKAS PEET



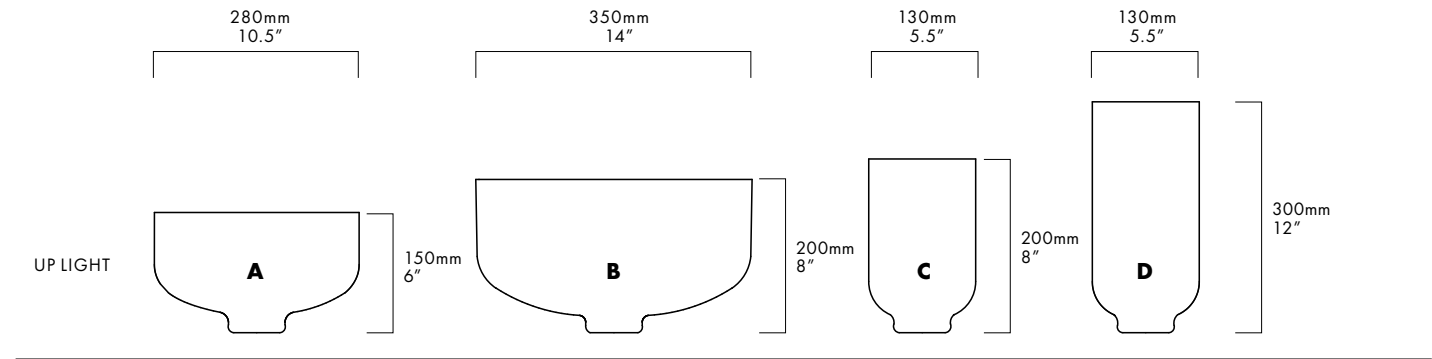
SPOTLIGHT VOLUMES – FLOOR, TABLE
B, BLACK; C/A, BLACK
FLOOR FIXTURE SHOWN WITH BOLT DOWN KIT

SPOTLIGHT VOLUMES – FLOOR, TABLE
B, BLACK; D/C, BLACK
FLOOR FIXTURE SHOWN WITH BOLT DOWN KIT



SPOTLIGHT VOLUMES – FLOOR
C, BLACK

SPOTLIGHT VOLUMES – FLOOR



FIXTURE TYPE
Floor

- MATERIALS**
- Spun Aluminum Shade
 - Billet Dimmer Knob

MANUFACTURED
Canada

DIMENSIONS
Combination Dependant

- ELECTRICAL**
- 100–240V
 - Integral Dimmer Knob

- INCLUDED LAMP**
- 2700K
 - 1 x E26/27 15W LED Lamp
 - *OPTIONAL 150mm/5" Glass Globe
 - *OPTIONAL 200mm/7" Glass Globe

CERTIFICATIONS



STANDARD FINISHES



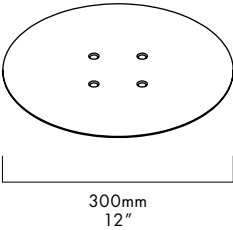
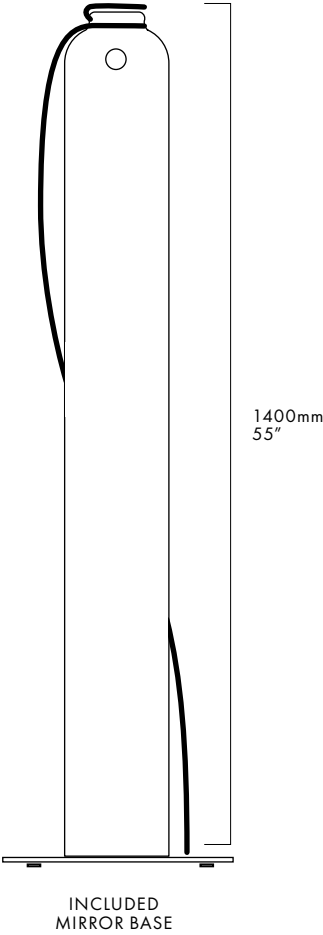
INTERIOR FINISH



DECORATIVE FINISHES



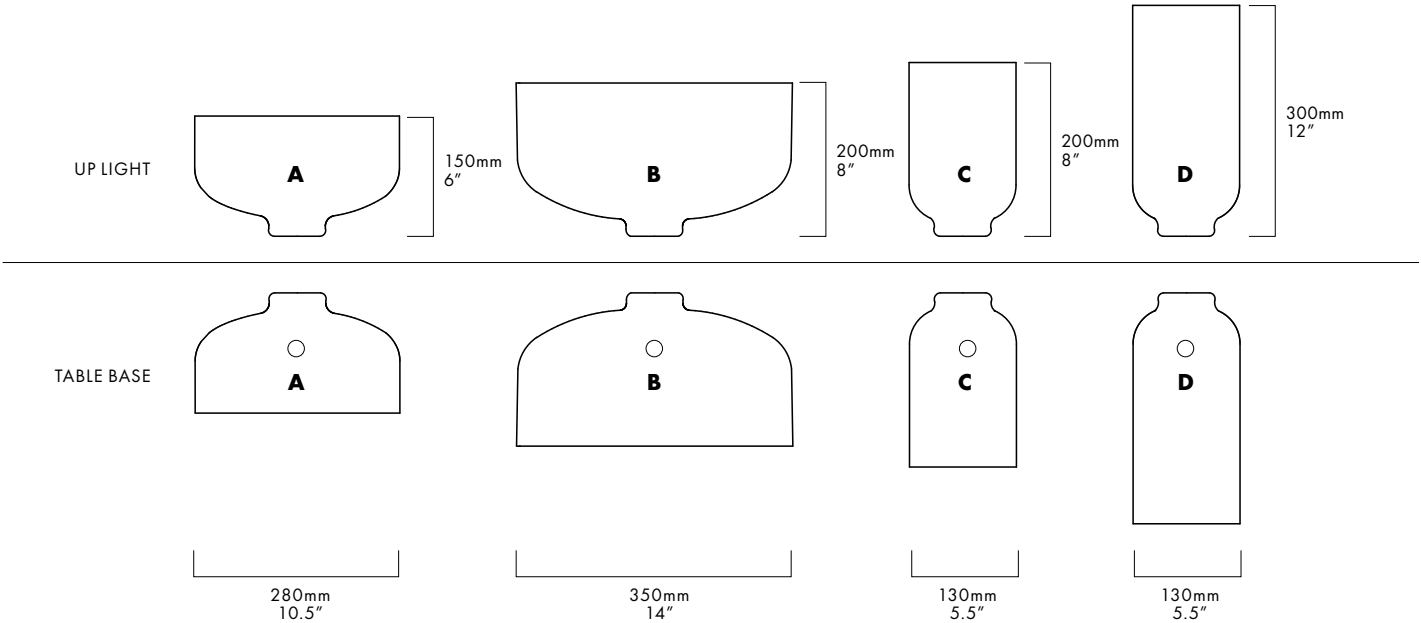
*Decorative finish applied to exterior and interior of luminaire.





SPOTLIGHT VOLUMES – TABLE
D/B, BLACK

SPOTLIGHT VOLUMES – TABLE



FIXTURE TYPE

Table

MATERIALS

- Spun Aluminum Shade
- Billet Dimmer Knob

MANUFACTURED

Canada

DIMENSIONS

Combination Dependant

ELECTRICAL

- 100–240V
- Integral Dimmer Knob

INCLUDED LAMP

- 2700K
- 1 x E26/27 6.5W G25 LED Lamp

*OPTIONAL 150mm/5" Glass Globe

*OPTIONAL 200mm/7" Glass Globe

CERTIFICATIONS



STANDARD FINISHES



INTERIOR FINISH



DECORATIVE FINISHES



*Decorative finish applied to exterior and interior of luminaire.



**SPOTLIGHT
VOLUMES – TABLE**
D/B, AVOCADO

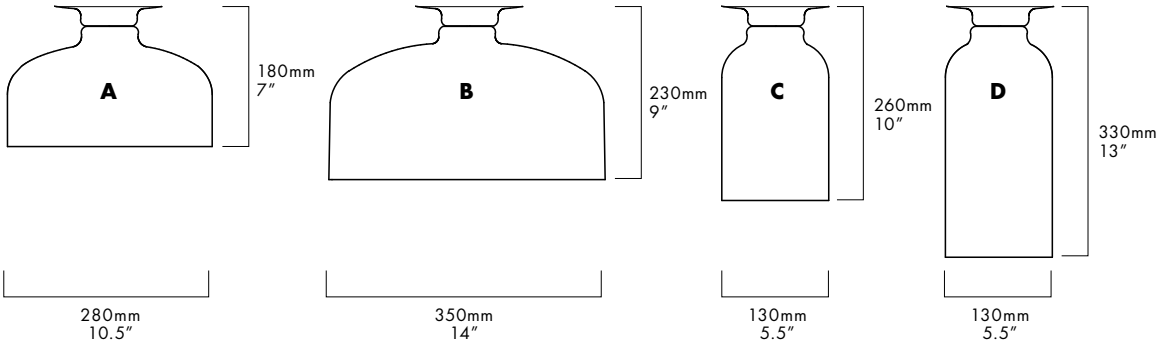
INTERIOR
FALKEN REYNOLDS



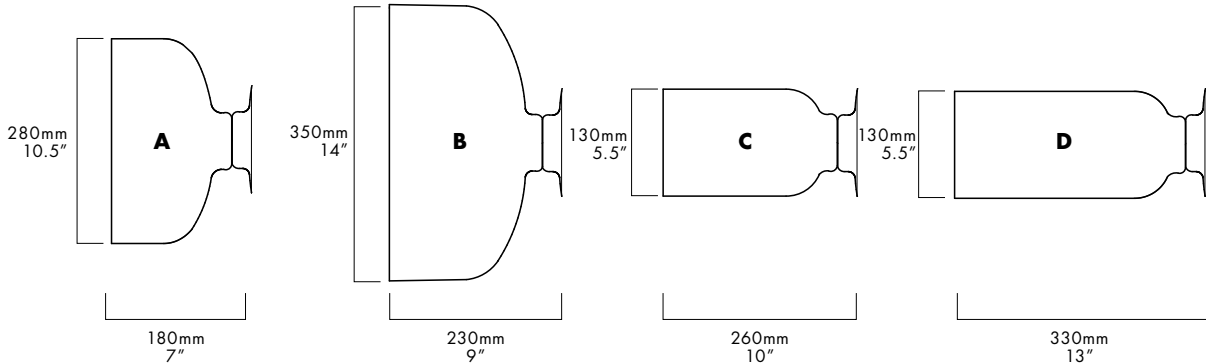
SPOTLIGHT VOLUMES – TABLE
C/C, BLACK

SPOTLIGHT VOLUMES – CEILING/WALL

CEILING



WALL



FIXTURE TYPE

Ceiling/Wall

MATERIALS

Spun Aluminum Shade

MANUFACTURED

Canada

DIMENSIONS

Combination Dependant

ELECTRICAL

- 100–240V
- Dimming: ELV

INCLUDED LAMP

- 2700K
- 1 x E26/27 6.5W G25 Lamp
- *OPTIONAL 150mm/5" Glass Globe
- *OPTIONAL 200mm/7" Glass Globe

CERTIFICATIONS



STANDARD FINISHES



INTERIOR FINISH




DECORATIVE FINISHES



*Decorative finish applied to exterior and interior of luminaire.



SPOTLIGHT VOLUMES –
CEILING/WALL
A, AVOCADO; B, VANILLA;
C, SAGE; D, AVOCADO



SPOTLIGHT VOLUMES –
PENDANT, B/C, C/C, AVOCADO
INTERIOR
EVOKE DESIGN
PHOTO
JANIS NICOLAY



SPOTLIGHT VOLUMES –
CEILING/WALL + PENDANT, B, VANILLA; C/C, AVOCADO
INTERIOR
EVOKE DESIGN
PHOTO
JANIS NICOLAY



SPOTLIGHT VOLUMES –
CEILING/WALL
A, VANILLA



SPOTLIGHT VOLUMES – CEILING/WALL
A, SAGE; C, AVOCADO; B, BLACK;
D, VANILLA

SPOTLIGHT VOLUMES

CONFIGURED
UPLIGHT
DOWNLIGHT

SERIES

- Pendant
- Floor
- Table
- Ceiling/Wall

ELECTRICAL

COLOUR TEMP
2700K
SOCKETS
E26 / E27

FINISHES

AVOCADO

SAGE

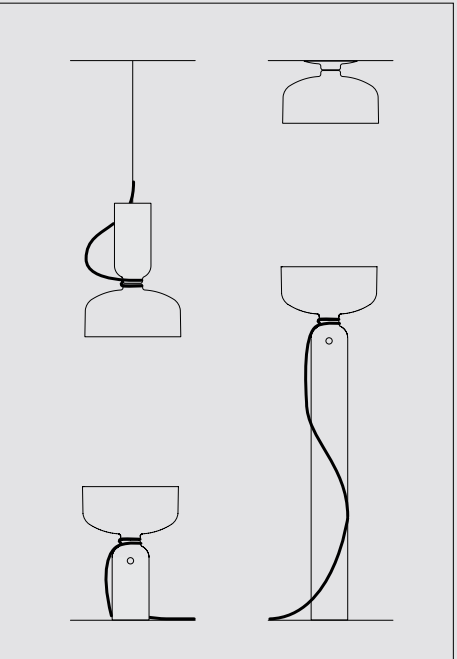



VANILLA

STANDARD

GOLD

BLACK

DECORATIVE



16 COMBINATIONS

A, B, C, D are interchangeable to form 16 combinations.

FINISHES

4 unique finishes coupled with shade sizes allow for 64 variations.

BUTTER INTERIOR

Only applies to sage, avocado, vanilla. Black, gold and custom colours are monochrome.

GLASS GLOBE

Included.

PLUG-IN

Options for North America, EU, UK and hardwire.

ALL TYPOLOGIES

Pendant, Table, Ceiling/Wall, Floor Lamp available.



DESIGNER
CAINE
HEINTZMAN

Vine

VINE – CEILING/WALL, PENDANT
MIDNIGHT CHROME, CHROME



VINE 5, 3 - PENDANTS
MIDNIGHT CHROME



The Vine series introduces exaggerated form with propensity for repetition resulting in a bold impact. Composed of a poised chrome arc flanked by two glowing glass globes—the multiplication of the module enables the fixture to grow low, exponentially overstating the fixture's overall silhouette.

VINE 5, 9, 3 – PENDANT
MIDNIGHT CHROME, CHROME



VINE 5, 5, 7 – PENDANT
CHROME, MIDNIGHT CHROME

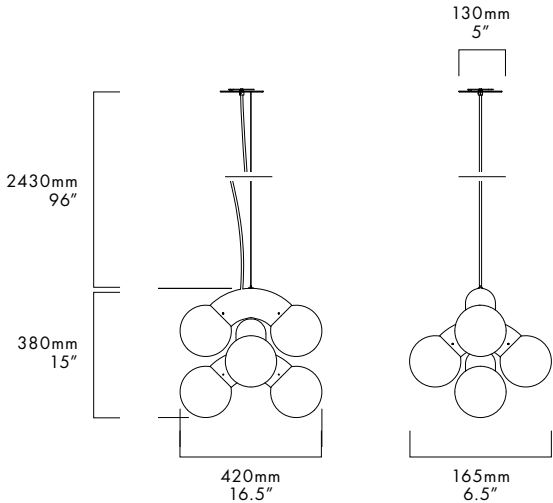


VINE 9 – PENDANT
MIDNIGHT CHROME

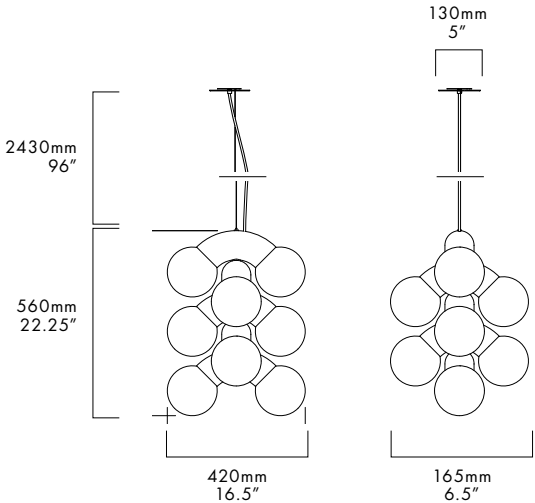


VINE 5 – PENDANT
MIDNIGHT CHROME

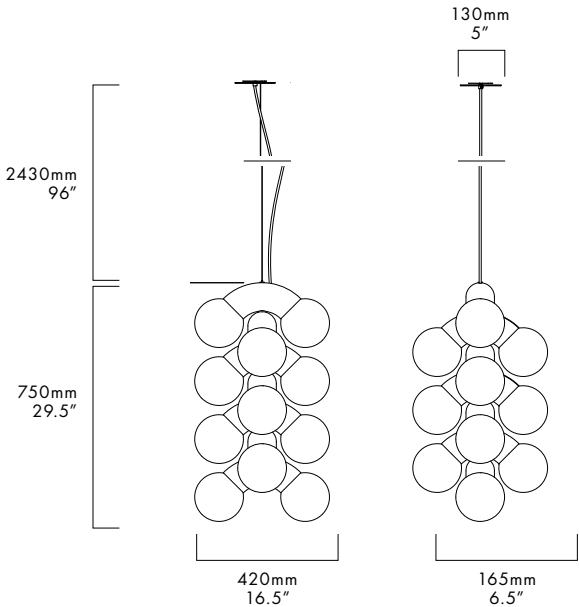
VINE 3 – PENDANT



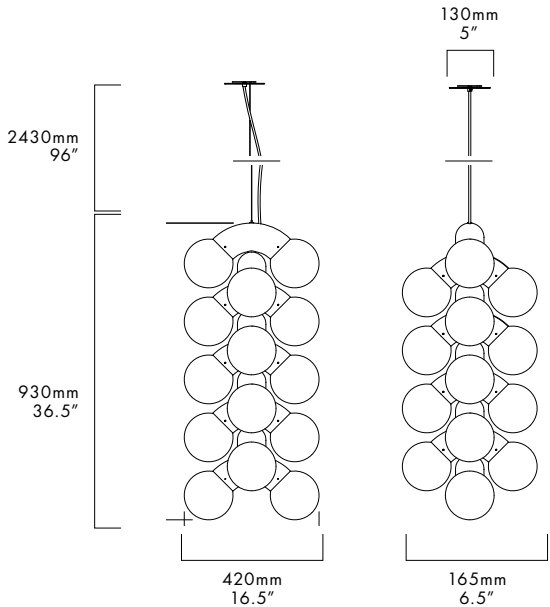
VINE 5 – PENDANT



VINE 7 – PENDANT



VINE 9 – PENDANT



FIXTURE TYPE

Pendant

MATERIALS

- Chromed Steel
- Opal Glass Globe

MANUFACTURED

Canada

DIMENSIONS

Model Specific

ELECTRICAL

- 120V / 230V
- Dimming: ELV

INCLUDED LAMP

- 3000K
- 6 x/10 x/14 x/18 x 3.5W G9 LED Lamp

CERTIFICATIONS



FINISHES



“Vine addresses the need for a fixture of scale, radiance, and exuberance. Efficient LED lamps are amplified by opal glass in repetition, which help generate a very big fixture from very little electricity and just a few simple components.”

—CAINE HEINTZMAN



VINE 5 - PENDANT
CHROME

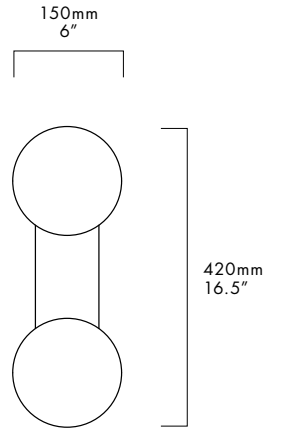
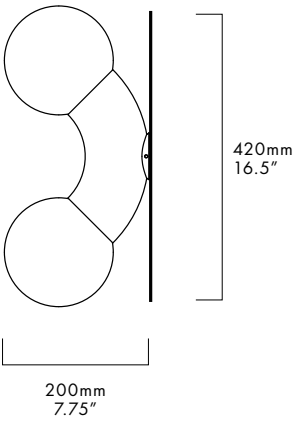


VINE - CEILING/WALL
CHROME

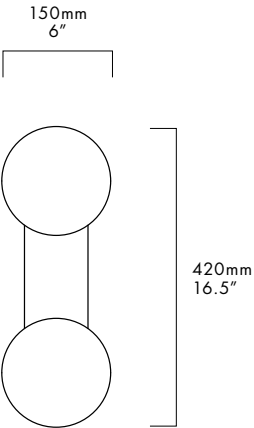
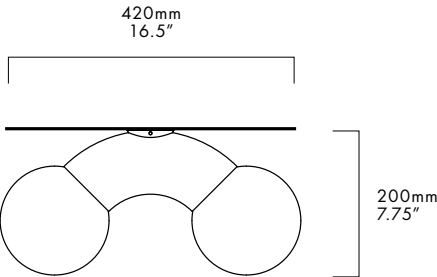


VINE – CEILING/WALL
CHROME

VINE – WALL



VINE – CEILING



FIXTURE TYPE
Ceiling/Wall

- MATERIALS
- Chromed Steel
 - Opal Glass Globe

MANUFACTURED
Canada

DIMENSIONS
420 x 200 x 150mm/
16.5" x 7.75" x 6"

- ELECTRICAL
- 120V / 230V
 - Dimming: ELV

- INCLUDED LAMP
- 3000K
 - 2 x 3.5W G9 LED Lamp

CANOPY KIT
For North America ships with canopy and trimless rough-in.

CERTIFICATIONS



FINISHES



VINE

POISED
CHROMATIC
SCALABLE


SERIES

- Pendant
- Ceiling/Wall

FINISHES



CHROME



MIDNIGHT CHROME

ELECTRICAL

COLOUR TEMP
3000K
WATTAGE
3.5W G9 Bulb



THREADED CONNECTOR
Easy bulb replacement.



**CEILING/WALL
MOUNTING OPTIONS**



INCLUDED BULB
Standard G9 bulb.



FINISHES
Custom finishes available.

TECHNICAL INFORMATION

The following indicates standard technical specifications for each series. Please inquire for special requirements.

CANOPIES

BUTTON
Available in White, Black, Gold and Bronze.


6" Ø / 150 x 50mm / 6" x 2"



White



Black



Gold



Bronze

PIPELINE
Available in White, Black, Brushed Aluminum, Copper and Brass.

6" Ø / 150 x 50mm / 6" x 2"



White




Black



Polished Aluminum



Copper



Brass

SLAB
Available in White.

6" Ø / 150 x 50mm / 6" x 2"



All Pendants



SLAB P20



SLAB P20.3



SLAB P20.5

SPOTLIGHT VOLUMES, VINE
Available in White.

5" Ø



All Pendants

ORBIT
Available in White.

5" Ø



All Pendants

CORD COVERS

Available in White, Grey, Brown and Black.

Extra cord length available upon request.



White



Grey



Brown



Black

OPTIONAL GLASS GLOBE, SPOTLIGHT VOLUMES

Available in opal white glass.

Shade A: 127mm / 5"
Shade B: 177.8mm / 7"



Shade A



Shade B

COMPANY INFORMATION

CONTACT
+1 604 563 6938

SALES/INQUIRIES
info@andlight.ca

CUSTOMER SERVICE
cs@andlight.ca

ACCOUNTS PAYABLE /RECEIVABLE
accounting@andlight.ca

MEDIA
media@andlight.ca

