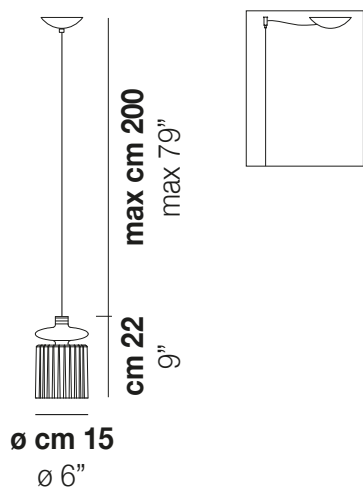


TREAD

TREAD SP



The “technicity” of the metal element combined with the blown glass diffuser gives Tread an “industrial” style. An object reminiscent of vintage electrical equipment for its particular shape, in which the finned heat sink, combined with blown glass, becomes a distinctive element. Tread creates an avant-garde and stylish atmosphere by combining crystal, smoky, burned earth and transparent old green glass with copper, gold and bronze matt finishes.



TREAD SP

TECHNICAL DATA:



LED230V
2700K
DIM2

1x8w

100-120 v
50/60HZ

LED230V
3000K
DIM2

1x8 W

100-120 v
50/60HZ

CERTIFICATIONS:



Led 2700 K 12 W 35 V 1500 lm DIM2 Phase Cut

Led 3000 K 12 W 35 V 1600 lm DIM2 Phase Cut

VOLUME Mc 0

GROSS WEIGHT Kg 7

NET WEIGHT Kg 6


[download](#)



SHADE FINISHING



CRTR



FUTR




TBTR




VATR


FRAME FINISHING



BHS



BKS



RAS