

JUBE

Design Favaretto&Partners

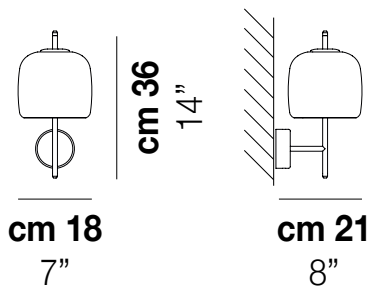
JUBE AP S



Retro charm. The elegant and delicate look of blown glass finds a new dimension in Jube. Two glass units placed side by side, perfectly assembled, so much so that they look like a unique piece. The result is a sinuous lamp, formed by superimpositions and with tone-on-tone colours that give it a precious, vintage mood. After the suspension, the collection is enriched with three new table versions, a new size of suspension, a new applique on a unique glass and a new floor lamp. Upper glass shades is available in five colours: smoky, burnt earth, antique green, crystal, light amethyst, metal parts finishes are satin gold and matt steel. LED light source.



JUBE AP S



TECHNICAL DATA:



CERTIFICATIONS:

LIGHT SOURCES

| | |
|----------------|--------------|
| LED 2700K DIM2 | x |
| LED 3000K DIM2 | x |
| LED 2700K DIM3 | 1x8,5 W 24 V |
| LED 3000K DIM3 | 1x8,5 W 24 V |

Led 2700 K 8,5 W 24 V 1200 lm DIM2 Phase Cut

Led 3000 K 8,5 W 24 V 1200 lm DIM2 Phase Cut

Led 2700 K 8,5 W 24 V 1200 lm DIM3 0-10V, Push


Led 3000 K 8,5 W 24 V 1200 lm DIM3 0-10V, Push

| | |
|--------------|------|
| VOLUME | Mc 0 |
| GROSS WEIGHT | Kg 5 |
| NET WEIGHT | Kg 2 |

download



SHADE FINISHING



AATR


CRTR

FUTR

TBTR

VATR

FRAME FINISHING



AVS

OS