

# Top

Design by Ramos & Bassols.

## Reference

**1155.**

## Application

Wall Fixtures

## Installation type

Surface mounted

## Description

Top is a wall lamp that comes in a range of balanced colors that help to create very warm atmospheres. The Top collection offers indirect light that is confined within its diameter, forming a contrast with the outer part of the lamp.

## Diffuser

Aluminum diffuser

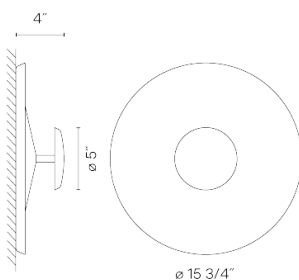
## Materials

Body: Aluminum  
Diffuser: Aluminum  
Canopy Plate: Steel

## Finishes

-  **1155-10** White (NCS S 0300-N)
-  **1155-36** Soft Pink (NCS S 1010-Y50R)
-  **1155-40** Blue L1 (NCS S 3010-B)
-  **1155-47** Green L1 (NCS S 4005-G80Y)

## Sketch



## Electrical characteristics

1 x LED PLATE 18,3W 500mA



Total 18.3 W

# VIBIA



**Light source:** 2700K CRI >90 2050 lm 112 lm/W

**Driver included:** CC - Constant Current 500 mA 110~127 V 50/60Hz

**Electronic dimming:** DALI 1-10V Push

**Optional dimming:** TRIAC or LUTRON ECO

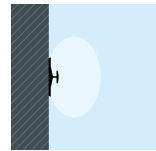
## Installation and assembly

Please see the installation manual

## Light distribution

### Indirect lighting

Lamp that emits an upward or backward beam that is reflected by the ceiling or wall.



## Photometric data

Efficiency : 21.06 lm/W

Coordinate system : CG

Total flux : 349.72 lm

Maximum value : 112.03 cd

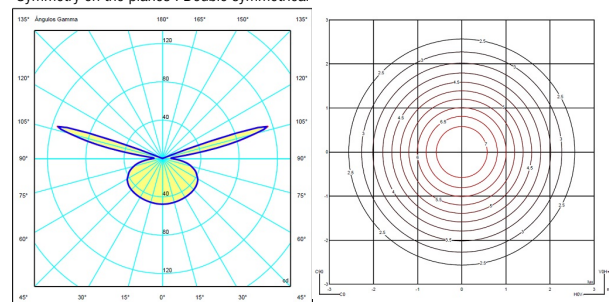
Light position : C=0.00 G=107.50

Symmetry on the planes : Double symmetrical

Isolux : Floor

Light position :

X=0.00m Y=0.00m Z=2.50m



## Certificates

