

COSMOS

Design by Lievore Altherr Molina.

Reference

2510.

Application

Pendants

Installation type

Surface mounted

Description

COSMOS, designed by Lievore Altherr Molina, is a pendant collection composed of several lacquered thermoplastic discs suspended at varying heights to create the appearance of satellites orbiting a moon. Their single-material finish invokes the smoothed texture of river rocks, rounded by millennia of natural refinement. With the incorporation of energy efficient LED technology, completely integrated in the interior of each piece, there is a perfect symbiosis between design and light source. Available as a cluster of light gray, light green, and brown. Matte black laquer canopy.

Diffuser

Polycarbonate diffuser

Materials

Body: ABS

Diffuser: Polycarbonate

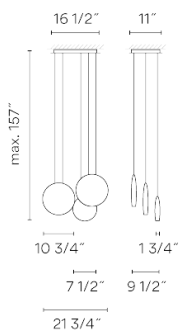
Canopy: Steel

Finish



2510-62 Matte green lacquer (Pantone 5645)

Sketch



Electrical characteristics



VIBIA



Led 2700K CRI >80 1471 lm 108 lm/W

Driver included: CC - Constant Current 350 mA 120V 50/60Hz

Electronic dimming: TRIAC

Optional dimming: 0-10V or DALI or Lutron ECO

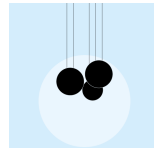
Installation and assembly

Please see the installation manual

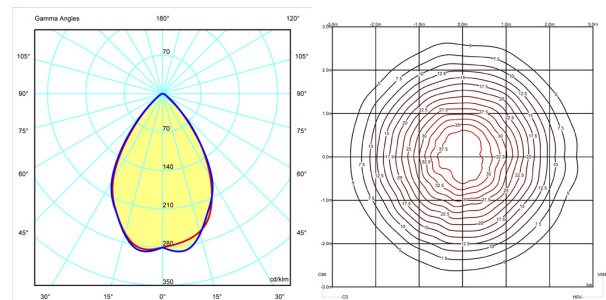
Light distribution

General lighting - opaque shade

Fixture suitable for general ambient illumination, distributing light mainly upward and/or downward.



Photometric data



Certificates




425 Peachtree Hills Ave. NE #3 Atlanta, GA 30305
404.876.1064 sales@illumco.com

COSMOS

Design by Lievore Altherr Molina.

VIBIA

Reference

2511.

Application

Pendants

Installation type

Surface mounted

Description

COSMOS, designed by Lievore Altherr Molina, is a pendant collection composed of several lacquered thermoplastic discs suspended at varying heights to create the appearance of satellites orbiting a moon. Their single-material finish invokes the smoothed texture of river rocks, rounded by millennia of natural refinement. With the incorporation of energy efficient LED technology, completely integrated in the interior of each piece, there is a perfect symbiosis between design and light source. Available in cluster version with two finish combination options. Matte black lacquer canopy.

Diffuser

Polycarbonate diffuser

Materials

Body: ABS

Diffuser: Polycarbonate

Canopy: Steel

Finish

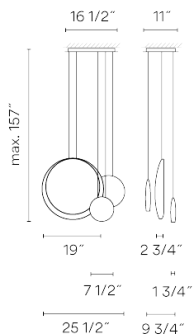


2511-62 Matte green lacquer (Pantone 5645)



2511-66 Matte light grey lacquer (Pantone 403)

Sketch



Led 2700K CRI >80 1593 lm 118 lm/W

Driver included: CC - Constant Current 350 mA 120V 50/60Hz

Electronic dimming: TRIAC

Optional dimming: 0-10V or DALI or Lutron ECO

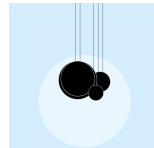
Installation and assembly

Please see the installation manual

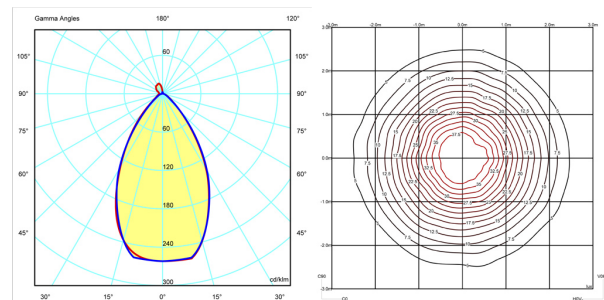
Light distribution

General lighting - opaque shade

Fixture suitable for general ambient illumination, distributing light mainly upward and/or downward.



Photometric data



Certificates



Electrical characteristics

