

MAMBA

EMILIANA MARTINELLI, 2017-2020



166

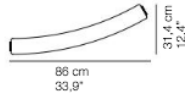
The Mamba system gives total freedom of design. The fixture consists of curved and linear modules made of white rotational molded polyethylene material.

With only 5 elements you can create an infinity of paths and solutions that adapt to both architectural as well as decorative applications. The Mamba modules have a LED light source and can be dimmed : 0-10V.

The modules are secured together with steel cable for the suspension version and with metal supports for the wall/ceiling version.

CURVED MODULE 30°

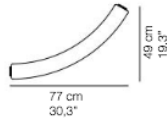
40135/2700/US/BI	25W LED	3000 lm	2700K	LED	A++
40135/US/BI	25W LED	3000 lm	3000K	LED	A++
40135/4000/US/BI	25W LED	3000 lm	4000K	LED	A++



Weight:
3,3 lbs - 1,5 kg

CURVED MODULE 60°

40020/2700/US/BI	25W LED	3000 lm	2700K	LED	A++
40020/US/BI	25W LED	3000 lm	3000K	LED	A++
40020/4000/US/BI	25W LED	3000 lm	4000K	LED	A++



Weight:
3,3 lbs - 1,5 kg

CURVED MODULE 90°

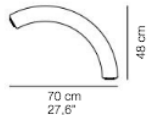
40053/2700/US/BI	12,5W LED	1500 lm	2700K	LED	A++
40053/US/BI	12,5W LED	1500 lm	3000K	LED	A++
40053/4000/US/BI	12,5W LED	1500 lm	4000K	LED	A++



Weight:
3,3 lbs - 1,5 kg

CURVED MODULE 120°

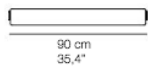
40021/2700/US/BI	25W LED	3000 lm	2700K	LED	A++
40021/US/BI	25W LED	3000 lm	3000K	LED	A++
40021/4000/US/BI	25W LED	3000 lm	4000K	LED	A++



Weight:
3,3 lbs - 1,5 kg

LINEAR MODULE

40022/2700/US/BI	25W LED	3000 lm	2700K	LED	A++
40022/US/BI	25W LED	3000 lm	3000K	LED	A++
40022/4000/US/BI	25W LED	3000 lm	4000K	LED	A++




Weight:
3,3 lbs - 1,5 kg



REMOTE DRIVER
40125/DIM/US/BI 35,5 X 14 H 5 100W 3 MODULES
dimnable 0-10, PWM

CEILING ROSES
40126/DIM/US/BI Ø 46 H 6 100W 3 MODULES
40127/DIM/US/BI Ø 46 H 6 2X100W 6 MODULES
dimnable 0-10, PWM

92



SUSPENSION KIT

40026/BI	A) Intermediate joint with suspension cable in steel.
40027/BI	B) Closing joint cover with suspension cable in steel.
40028/BI	Electronic connection for modules.

