

Konoha

Yabu Pushelberg

marset

The result is a simple, discreet wall lamp with a shade over a directed spotlight that turns through 360°. The shade, like a hat, covers the spotlight, allowing the light to be directed upwards, bounce off the inside and project a beam of

soft light, creating warm ambient lighting. If instead the spotlight is focused downwards, it projects a beam of direct light, turning the fixture into a reading lamp.



Konoha

Code	Finish
A716-002-39-27K	● Black (RAL 9005)
A716-002-41-27K	● Terracotta (RAL 050 50 40)
A716-002-35-27K	● Chalk (RAL 085 80 10)
A716-002-45-27K	● Moss grey (RAL 7003)

Electrical
Electrical Rating: 120-277VAC 60Hz 3.1W
Luminaire: 137lm
CCT: 2700K
CRI: 90

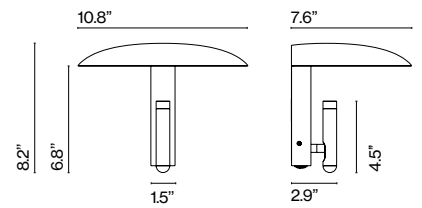
Dimmable: Not dimmable

Materials
 Structure: Steel
 Tube: Aluminum

Dry locations only

Product Notes: This is a direct wire fixture and does not use a junction or receptacle box, see installation instructions for more details.

LED included



Konoha wide

Code	Finish	Electrical
A716-003-39-27K	● Black (RAL 9005)	Electrical Rating: 120-277VAC 60Hz 3.1W
A716-003-41-27K	● Terracotta (RAL 050 50 40)	Luminaire: 137lm
A716-003-35-27K	● Chalk (RAL 085 80 10)	CCT: 2700K
A716-003-45-27K	● Moss grey (RAL 7003)	CRI: 90

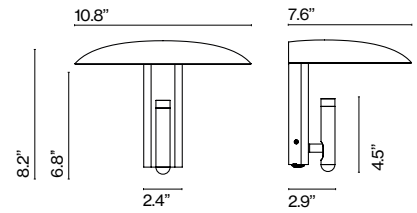
Dimmable: Not dimmable

Materials
 Structure: Steel
 Tube: Aluminum

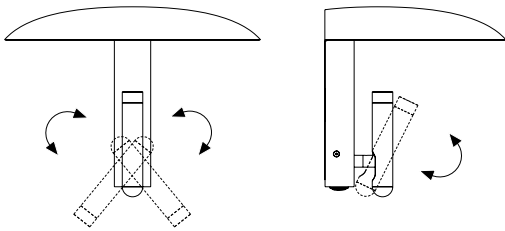
Dry locations only

Product Notes: This is a direct wire fixture and does not use a junction or receptacle box, see installation instructions for more details.

LED included



Range of positions



⚠ WARNING. California Proposition 65 Warning for California Consumers. This product can expose you to chemicals including wood dust and lead which are known to the State of California to cause cancer or birth defects or other reproductive harm. For more information go to www.P65Warnings.ca.gov

marsetusa@marset.com
www.marset.com

Download Photometric data file (LDT or IES)
 2D, 3D, Photometric Data
 Assembly instructions