



LED-Ginger

Joan Gaspar

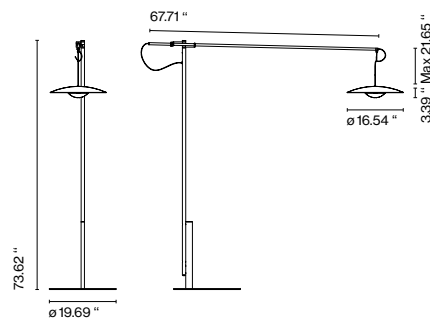
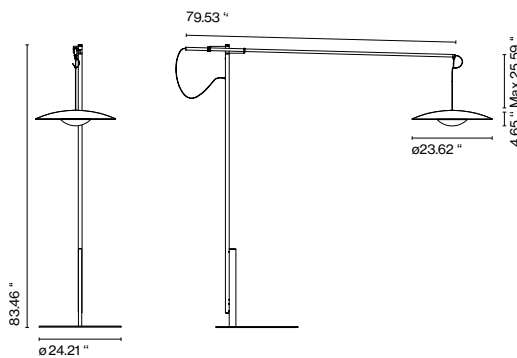
marset

 **illuminaations**
425 Peachtree Hills Ave. NE #3 Atlanta, GA 30305
404.876.1064 sales@illumco.com



LED-Ginger XXL 60

LED-Ginger XL 42



Wood is an old ally of cozy lighting. It is a material that is hard to mold, a challenge that the LED-Ginger collection neatly resolves. The combination of sheets of wood and paper pressed together under high pressure achieves a laminate that appears almost entirely flat.

LED-Ginger XXL 60

LED SMD 21W 700mA 2700K
3000lm
(included)

Pressed wood diffuser of 4 mm in natural oak or wenge. Injected aluminum dissipater, metal stem and base in lacquered black matte. Movable arm made of carbon fiber, lacquered in black matte.

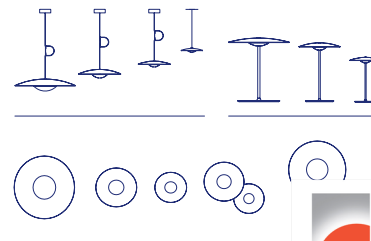
LED-Ginger XL 42

LED SMD 15.4W 700mA
2700K 2130lm
(included)

120 V - 60 Hz

- Oak
- Wenge

Black electrical cord

Range

Dry locations only

dimmer***

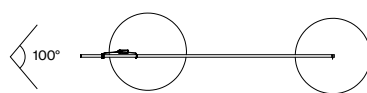
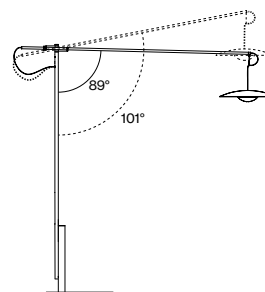
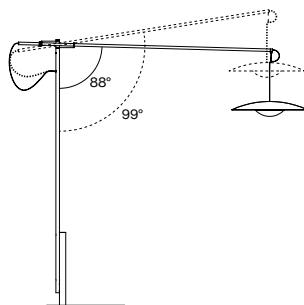
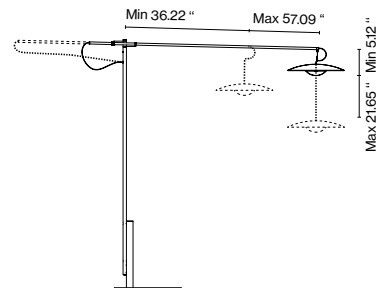
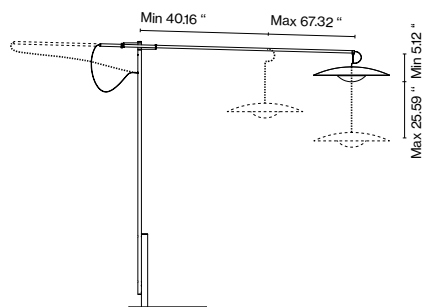
* Integrated motion sensing
-dimmer
(Only LED-Ginger XXL 60)
** Foot-operated progressive
inline dimmer
(Only LED-Ginger XL 42)

Download Assembly Instructions
Download Photometric Data
Download 2D
Download 3D

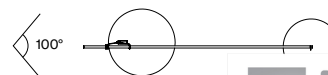
With an original system to orient and suspend it, the LED-Ginger lampshade hangs from a structure that replaces the ceiling. The system allows the lamp to slide forward and backward and to be folded to either size. The carbon fiber arm has two possible movements depending on the pre-established position of the pivot joint. It is altogether striking, spectacular yet contained. It comes in two sizes to fit the needs of different spaces.



Range of positions



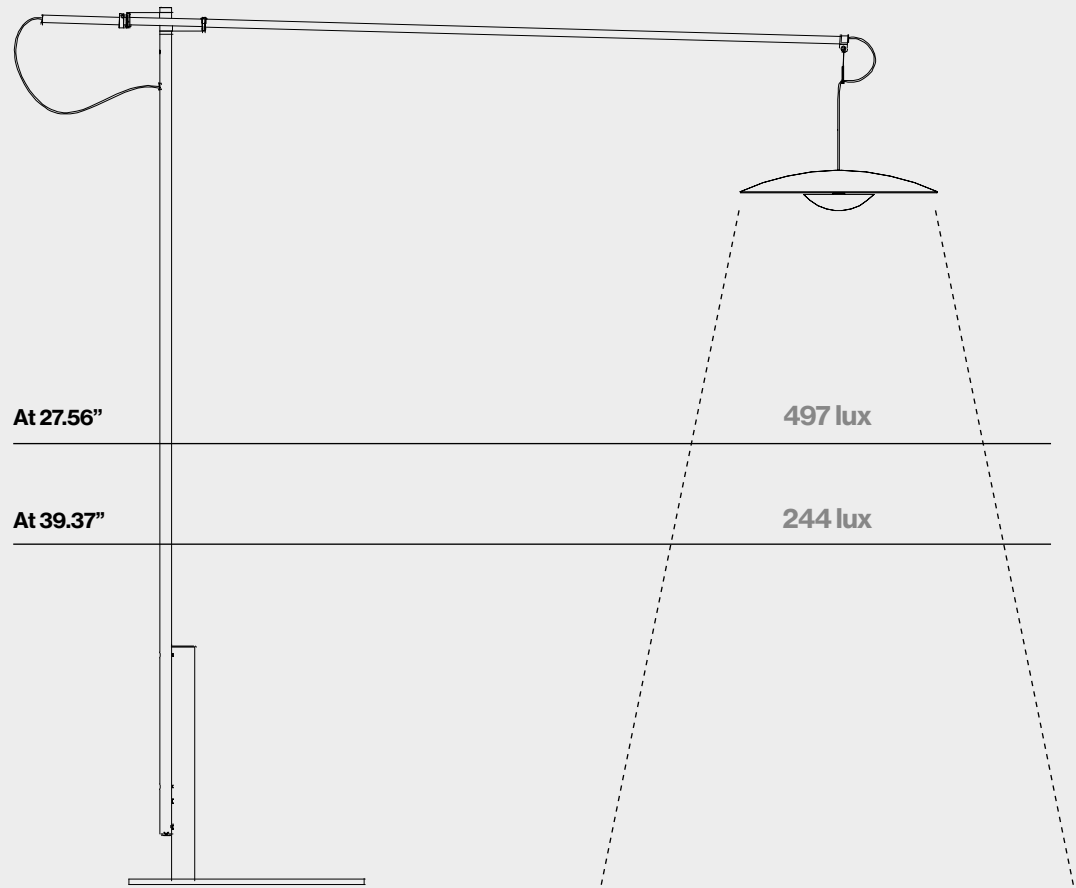
LED-Ginger XXL 60



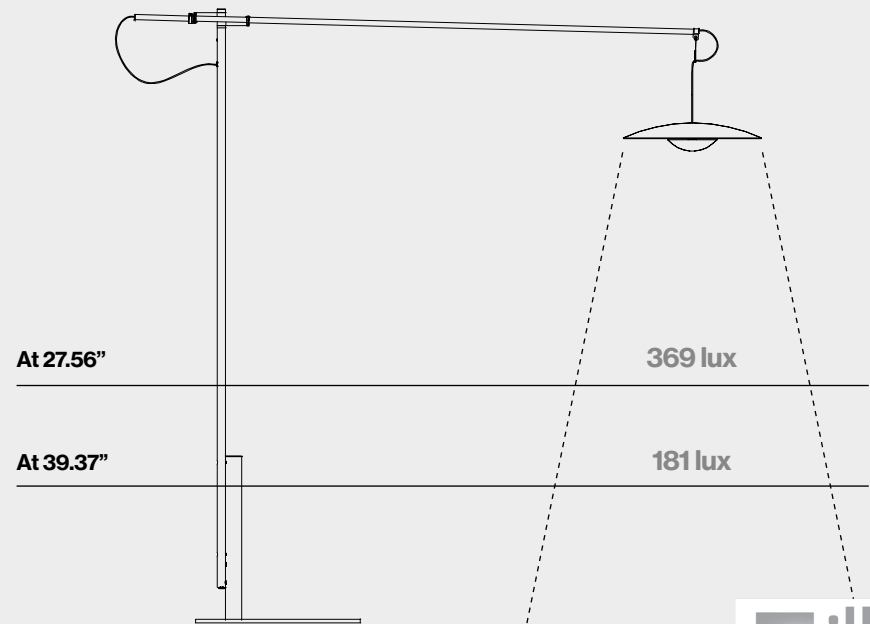
LED-Ginger XL 42

How LED-Ginger illuminates

LED-Ginger XXL 60

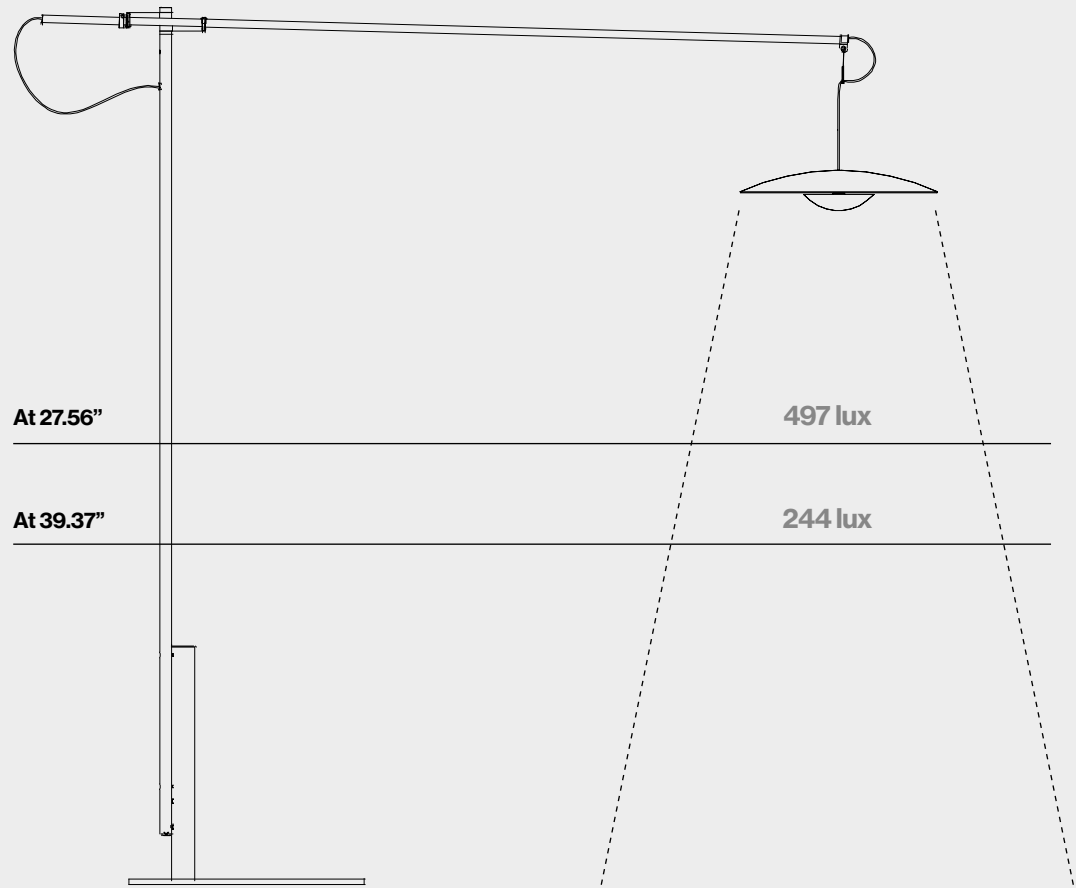


LED-Ginger XL 42



How LED-Ginger illuminates

LED-Ginger XXL 60



LED-Ginger XL 42

