

**REF.**

MARU S 50 BK E26 or GU24 UL
 MARU S 50 WH E26 or GU24 UL
 MARU S 50 NI E26 or GU24 UL

LIGHT SOURCE

120 - 277V

Recommended Bulb - Not Included

E26 Medium Base Lamp Holder
 LED Globe 15 W
 or
 GU24 Lamp Holder
 LED A19 15 W

PACKAGING

Box size: 22 × 20 × 4"

Box volume: 0,9 ft³

Weight: Gross - 5,5 Lb | Net - 2,4 Lb

MATERIALS & COMPONENTS

Wood Veneer Shade





Nickel Metal Tripod

Metal Canopy: ø 3,4"


Electrical Cable: 8 ft drop

This lamp requires self assembly


FINISHES


- | | | | |
|---|-------------------|--|--------------|
|  | 20 Ivory White |  | 25 Orange |
|  | 21 Natural Cherry |  | 26 Red |
|  | 22 Natural Beech |  | 33 Pale Rose |
|  | 24 Yellow |  | 34 Sea Blue |

METAL CANOPY

-  BK-Matt Black & Black Cable

*On Request

-  *WH-Matt White & White Cable

-  *NI-Brushed N