


REF.

G42 A LED DIM UL

LIGHT SOURCE

ADA Compliant 

120 - 277V: Dimmable 0-10V & TRIAC

Driver:

Constant Current 500mA

LED Integrated:

Led module

2700K, CRI>90, 20W, 50-60Hz, 1404 lm*

4.000K, CRI>90, 20W, 50-60Hz, 1598 lm*

*Measurements obtained by photometric laboratory tests using ivory white shades. Veneer Ref: 20 Ivory White.

PACKAGING

Box Size: 20 × 20 × 13"

Box Volume: 2,9 ft³

Weight: Gross - 10,1 Lb | Net - 3,3 Lb

MATERIALS & COMPONENTS





Wood Veneer Shade

Matt Satin Acrylic Frontal Diffuser

Metal Back Plate

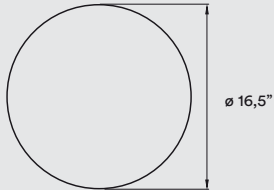
FINISHES

WOOD VENEER

- | | | | |
|---|-------------------|--|--------------|
|  | 20 Ivory White |  | 26 Red |
|  | 21 Natural Cherry |  | 28 Blue |
|  | 22 Natural Beech |  | 29 Grey |
|  | 24 Yellow |  | 33 Pale Rose |
|  | 25 Orange |  | 34 Sea Blue |




 **illuminaTions**
 425 Peachtree Hills Ave. NE #3 Atlanta, GA 30305
 404.876.1064 sales@illumco.com



REF.

G42 A GX53 UL

LIGHT SOURCE

ADA Compliant 

120V

GX53 Lamp Holder

Recommended Bulb - Included
LED Slim lamp 7 W, 350 lm*

*Measurements obtained by theoretical calculations at LZf using ivory white shades & recommended bulbs.
Veneer Ref: 20 Ivory White.

PACKAGING

Box Size: 20 x 20 x 13''

Box Volume: 2,9 ft³

Weight: Gross - 10,1 Lb | Net - 4 Lb

MATERIALS & COMPONENTS











Wood Veneer Shade


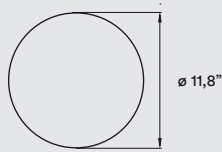
Matt Satin Acrylic Frontal Diffuser

Metal Back Plate

FINISHES

WOOD VENEER


- | | |
|---|---|
|  20 Ivory White |  26 Red |
|  21 Natural Cherry |  28 Blue |
|  22 Natural Beech |  29 Grey |
|  24 Yellow |  33 Pale Rose |
|  25 Orange |  34 Sea Blue |



REF.

G30 A LED DIM UL

LIGHT SOURCE

ADA Compliant 

120 - 277V: Dimmable 0-10V & TRIAC

Driver:

Constant Current 500mA

LED Integrated:

Led module

2700K, CRI>90, 17W, 50-60Hz, 1053 lm*

4.000K, CRI>90, 17W, 50-60Hz, 1198 lm*

*Measurements obtained by photometric laboratory tests using ivory white shades. Veneer Ref: 20 Ivory White.

PACKAGING

Box Size: 16 x 16 x 11"

Box Volume: 1,6 ft³

Weight: Gross - 5,3 Lb | Net - 2 Lb

MATERIALS & COMPONENTS











Wood Veneer Shade

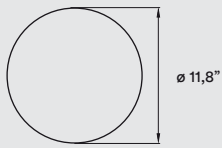
Matt Satin Acrylic Frontal Diffuser

Metal Back Plate

FINISHES

WOOD VENEER


- | | | | |
|---|-------------------|---|--------------|
|  | 20 Ivory White |  | 26 Red |
|  | 21 Natural Cherry |  | 28 Blue |
|  | 22 Natural Beech |  | 29 Grey |
|  | 24 Yellow |  | 33 Pale Rose |
|  | 25 Orange |  | 34 Sea Blue |



REF.

G30 A GX53 UL

LIGHT SOURCE

ADA Compliant 

120V

GX53 Lamp Holder

Recommended Bulb - Included
LED Slim lamp 7 W, 350 lm*

*Measurements obtained by theoretical calculations at LZf using ivory white shades & recommended bulbs.
Veneer Ref: 20 Ivory White.

PACKAGING

Box Size: 16 x 16 x 11"

Box Volume: 1,6 ft³

Weight: Gross - 5,3 Lb | Net - 2 Lb

MATERIALS & COMPONENTS











Wood Veneer Shade

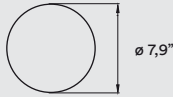
Matt Satin Acrylic Frontal Diffuser

Metal Back Plate


FINISHES

WOOD VENEER

- | | |
|---|---|
|  20 Ivory White |  26 Red |
|  21 Natural Cherry |  28 Blue |
|  22 Natural Beech |  29 Grey |
|  24 Yellow |  33 Pale Rose |
|  25 Orange |  34 Sea Blue |

**REF.**

G20 A LED DIM UL

LIGHT SOURCEADA Compliant 

120 - 277V: Dimmable 0-10V & TRIAC

Driver:

Constant Current 250mA

LED Integrated:

Led module

2700K, CRI>90, 12W, 50-60Hz, 702 lm*

4.000K, CRI>90, 12W, 50-60Hz, 799 lm*

*Measurements obtained by photometric laboratory tests using ivory white shades. Veneer Ref: 20 Ivory White.

PACKAGING

Box Size: 9 × 9 × 17"

Box Volume: 0,9 ft³

Weight: Gross - 2,6 Lb | Net - 1,3 Lb










MATERIALS & COMPONENTS

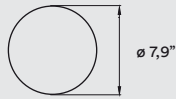
Wood Veneer Shade

Matt Satin Acrylic Frontal Diffuser


Metal Back Plate

FINISHES**WOOD VENEER**

- | | | | |
|---|-------------------|---|--------------|
|  | 20 Ivory White |  | 26 Red |
|  | 21 Natural Cherry |  | 28 Blue |
|  | 22 Natural Beech |  | 29 Grey |
|  | 24 Yellow |  | 33 Pale Rose |
|  | 25 Orange |  | 34 Sea Blue |

**REF.**

G20 A GX53 UL

LIGHT SOURCEADA Compliant 

120V

GX53 Lamp Holder

Recommended Bulb - Included
LED Slim lamp 7 W, 350 lm*

*Measurements obtained by theoretical calculations at LZf using ivory white shades & recommended bulbs.
Veneer Ref: 20 Ivory White.

PACKAGING

Box Size: 9 × 9 × 17"

Box Volume: 0,9 ft³

Weight: Gross - 2,6 Lb | Net - 1,3 Lb











MATERIALS & COMPONENTS

Wood Veneer Shade

Matt Satin Acrylic Frontal Diffuser

Metal Back Plate

FINISHES**WOOD VENEER**

- | | | | |
|---|-------------------|--|--------------|
|  | 20 Ivory White |  | 26 Red |
|  | 21 Natural Cherry |  | 28 Blue |
|  | 22 Natural Beech |  | 29 Grey |
|  | 24 Yellow |  | 33 Pale Rose |
|  | 25 Orange |  | 34 Sea Blue |