

.ROOF SUSPENDED

GENERAL INFO



IP65 e UL DAMP LOCATION su richiesta
On request IP65 and UL DAMP LOCATION

OPTION .A

[mm] [in]

44 (19+25)
1.72 (0.74+0.98)

W
L

Versione con alimentazione remota (alimentatore non incluso). Per info vedi pp. 214 - 215. Dettagli cover cavo alimentazione a p. 175
Remote power supply version (driver not included). For info see pp. 214 - 215. Power cable coverplate details at p. 175

OPTION .B

[mm] [in]

44 (19+25)
1.72 (0.74+0.98)

W
L

Esempio di possibile posizionamento del box/alimentatore
Example of possible positioning of box/driver

Versione con alimentazione integrata (alimentatore non incluso). Per info vedi p. 215 - **SOLO CONFORMITÀ EUROPEA**
Integrated power supply version (driver not included). For info see p. 215 - **ONLY CONFORMITÉ EUROPÉENNE**

Roof a sospensione
Alluminio - Metacrilato
2700K/ 3000K/ 3500K/ 4000K/ 5700K/ TW - CRI > 90
Temperature colore 2000K, 2200K, 2500K, 5000K, 6500K, RGB, RGBW e RGBTW su richiesta
Nichia Optisolis™ (CRI 100) e *Nichia Vitasolis™* su richiesta

Roof suspended
Aluminum - Methacrylate
2700K/ 3000K/ 3500K/ 4000K/ 5700K/ TW - CRI > 90
On request color temperature 2000K, 2200K, 2500K, 5000K, 6500K, RGB, RGBW and RGBTW
On request *Nichia Optisolis™* (CRI 100) and *Nichia Vitasolis™*

Finiture alluminio Aluminum finishings

Standard Standard	Speciali Special
○ bianco white	● ●
● nero black	○ ● (esempi) (examples)
	● ●

Colori e finiture speciali alluminio su richiesta (vedi p. 174)
On request special aluminium colors and finishings (see p. 174)

Finiture opale Opal finishings

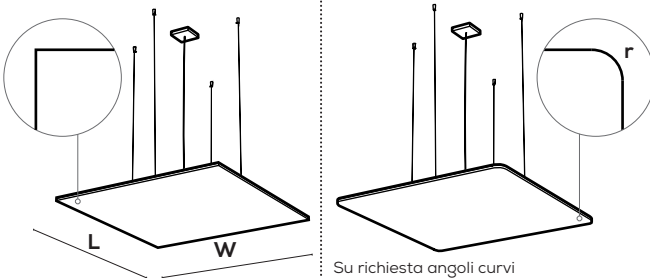
Standard Standard	Speciali Special
○ lucido gloss	opal milling
○ opaco matte	opal sculpture

Finiture speciali opale su richiesta (vedi p. 177)
On request special opal finishings (see p. 177)

Installazione Installation

Standard a sospensione
Suspended standard

Speciale a sospensione
Suspended special



Su richiesta angoli curvi
On request curved corners

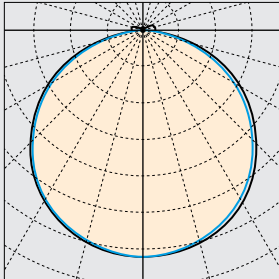
Dimensioni Size

	[mm] [in]	
	W	L
1000 mm	39.37 in	x 1000 mm 39.37 in
1000 mm	39.37 in	x 2000 mm 78.74 in
1000 mm	39.37 in	x 3000 mm 118.11 in

Altre dimensioni su richiesta
Custom sizes available

.ROOF SUSPENDED

Polar diagram [cd/klm]



C180 — C270 — C0 — C90

UGR

X = 4 H, Y = 8 H

S = 0.25 H

Indici di riflessione
Reflectance indexes

70/ 50/ 20

.ROOF SUSPENDED

UGR trasversale
UGR crosswise

UGR longitudinale
UGR endwise

1000 x 1000 mm

39.37 x 39.37 in

< 19

< 19

1000 x 2000 mm

39.37 x 78.74 in

< 19

< 19

1000 x 3000 mm

39.37 x 118.11 in

< 19

< 19

Posizione LED LED position

L2

due lati LED
two LED sides



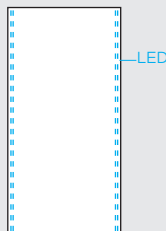
L4

quattro lati LED
four LED sides



L2D

due lati LED doppi
two double LED sides



Nichia Optisolis™ e Nichia Vitasolis™ su richiesta
On request Nichia Optisolis™ and Nichia Vitasolis™

LIGHT INFO

LED Lifespan: L90 > 60.000 ore a 50° Celsius
Blue Light risk group (200 mm): EXEMPT UNLIMITED
Garanzia: 2 anni (disponibile estensione fino a 5 anni su richiesta)
Input LED: 24 V DC
Driver - Trasformatore: AC/DC 24 V

LED Lifespan: L90 > 60.000 hours at 50° Celsius
Blue Light risk group (200 mm): EXEMPT UNLIMITED
Warranty: 2 years (on request extension up to 5 years available)
Input LED: 24 V DC
Driver - Transformer: AC/DC 24 V

Temperatura colore Color temperature

- 2700 K
- 4000 K
- 3000 K
- 5700 K
- 3500 K
- Tunable White

CCT 2000K, 2200K, 2500K, 5000K, 6500K, RGB, RGBW e
RGBTW su richiesta
On request CCT 2000K, 2200K, 2500K, 5000K, 6500K, RGB,
RGBW and RGBTW

Flusso luminoso output e potenza Luminous flux output and power

Dimensione	L2	L4	L2D
1000 x 1000 mm 39.37 x 39.37 in	3250 lm	6000 lm	6000 lm
1000 x 2000 mm 39.37 x 78.74 in	6500 lm	10000 lm	10000 lm
1000 x 3000 mm 39.37 x 118.11 in	9750 lm	15000 lm	15000 lm
	50 W	100 W	150 W
		200 W	300 W

Info LED LED info

CRI $R_a = 100$ (Nichia Optisolis™) su richiesta
On request CRI $R_a = 100$ (Nichia Optisolis™)

CRI R_a min 90
 R_g min 50

LED Nichia

Dimmerabile Sì (vedi pp. 214 - 215)
Dimmable Yes (see pp. 214 - 215)

.ROOF SUSPENDED

Codice prodotto
Product code

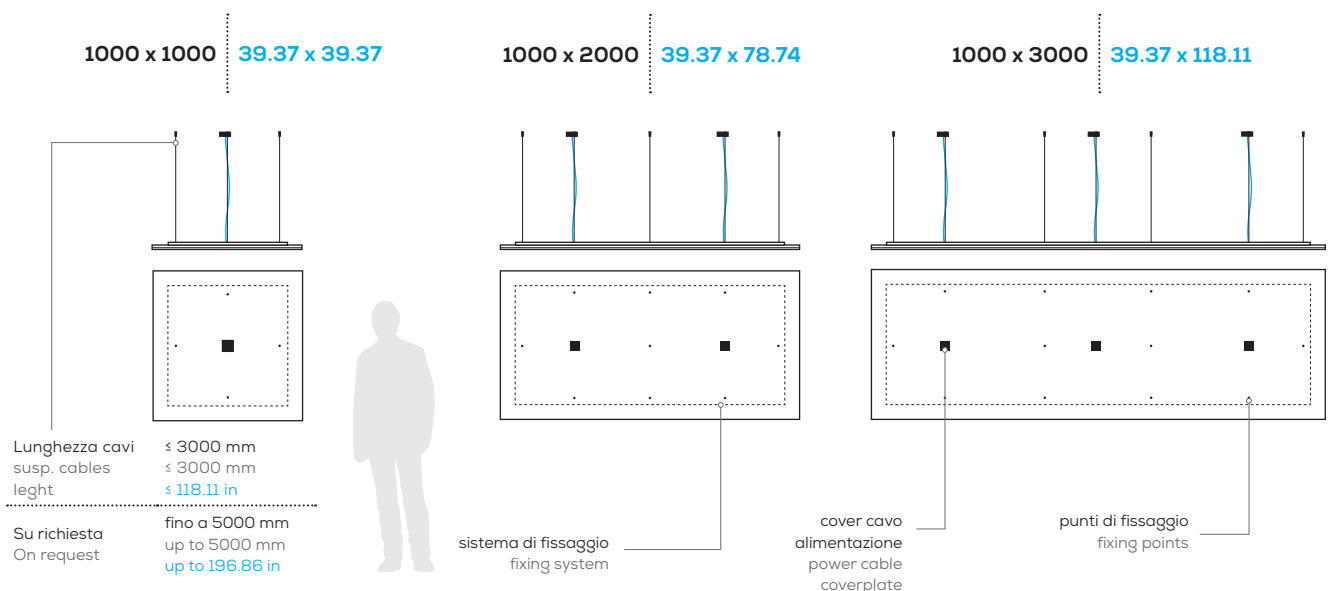
prodotto product		dimensioni sizes		flusso luminoso luminous flux		CCT	finiture alluminio aluminium finishings		finitura opale opal finishings		fissaggio fastening		
R.A	.ROOF alimentazione remota remote power supply	10	1000 x 1000	L2	2 lati LED 2 LED sides	27	2700 K	W	bianco white	G	lucido gloss	S	a sospensione suspended
		10	39.37 x 39.37										
R.B	.ROOF alimentazione integrata integrated power supply	10	1000 x 2000	L4	4 lati LED 4 LED sides	30	3000 K	B	nero black	M	opaco matte	OS	opale sculpture ¹
		20	39.37 x 78.74										
		10	1000 x 3000	L2	2 lati LED 2 double LED sides	35	3500 K	S	speciale ¹ special ¹	OM	opale milling ¹		
		30	39.37 x 118.11										
						40	4000 K						
				57	5700 K								
				TW	Tunable White								
				RQ	su richiesta on request								

¹Finiture speciali su richiesta (vedi pp. 174 - 177)
¹On request special finishings (see pp. 174 - 177)

Dimensioni disponibili
Available sizes


[mm] [in]

Il numero e la posizione delle cover sono indicativi e variano in base all'uscita dei cavi di alimentazione
Number and coverplate position is just indicative. They are based on the power cables exit



DETTAGLI E FINITURE DETAILS AND FINISHINGS

Finiture standard alluminio Standard aluminium finishings



Bianco
White




Nero
Black


Finiture speciali alluminio - verniciatura (esempi) Special aluminium finishings - liquid painting (e.g.)




Bronzo
Bronze



Ottone
Brass




RAL 3005



Rame
Copper




RAL 7035




RAL 7033

Finitura RAL personalizzata disponibile su richiesta
On request custom RAL finishing available


Finiture speciali alluminio - ossidazione (esempi) Special aluminium finishings - oxidation (e.g.)




Bronzo
Bronze



Ottone
Brass




Oro
Gold



Rame
Copper



Cromato
Chrome



Champagne
Champagne

Dettagli sospensione Suspension details



①
Terminale Roof
Frame suspension
cable terminal

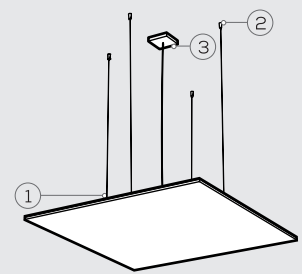


②
Rosone
Ceiling rose

Installazione cover Coverplate installation




③
Cover*
Coverplate*



*Disponibile nelle finiture standard alluminio
*Available in standard aluminium finishings

FINITURE OPALE OPAL FINISHINGS

Finiture standard opale
Standard opal finishings




Lucido
Gloss

Opaco
Matte

OPAL MILLING

Finiture speciali opale - fresatura
Special opal finishings - milling



Su richiesta grafica personalizzabile
On request customizable graphic

La tridimensionalità, resa dalla fresatura del diffusore opale, crea dinamicità sulla superficie e permette alla luce di muoversi tra effetti di chiaro-scuro. L'alta qualità della sorgente luminosa è garantita dalla tecnologia FOLIO® che, unita alla fresatura, consente di lavorare con precisione anche le trame più complesse.

The three-dimensionality, made by milling the opal diffuser, creates dynamism on the surface, allowing brightness to move between light and shade effects. The high quality of the light source is guaranteed by the FOLIO® technology which, together with the milling, allows to create with precision even the most complex textures.

OPAL SCULPTURE

Finiture speciali opale - incisione laser
Special opal finishings - laser engraving



Su richiesta grafica personalizzabile
On request customizable graphic

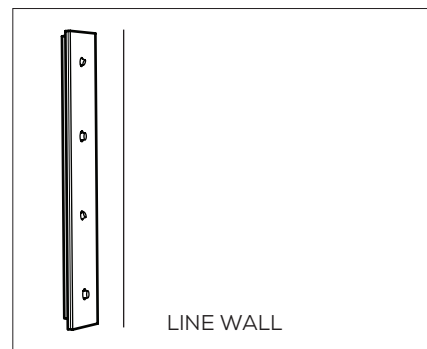
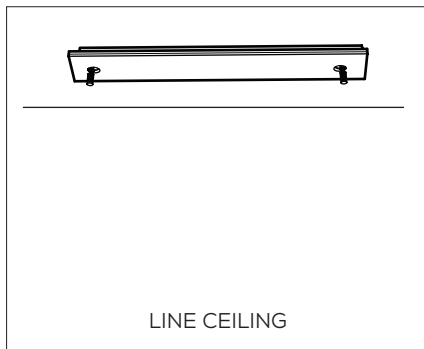
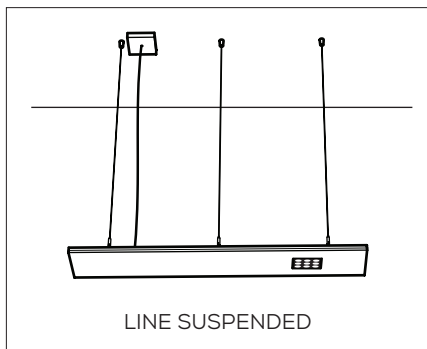
L'incisione della superficie opale attraverso lavorazioni laser di ultima generazione, impreziosisce la sorgente luminosa creando delicati bassorilievi che le conferiscono carattere ed individualità. L'elevata precisione del processo di rimozione del materiale tramite incisione laser garantisce l'eccellente resa dei prodotti FOLIO®.

The opal surface engraving, through latest laser technologies, make the luminous fount more precious making delicate low reliefs that give character and individuality to the panels. The high precision of the material removal process by laser engraving guarantees the excellent yield of the FOLIO® products.

.FOLIO® SPOT.MATE®

INTEGRABLE ON REQUEST WITHIN THE FOLLOWING FOLIO® COLLECTION

.LINE



LED

Sizes



DOMINO QUAD

NICHIA

88 x 88 mm

3.46 x 3.14 in



DOMINO LINEAR

NICHIA

172 x 32 mm

6.77 x 1.25 in



PICO 26.t

NICHIA

Ø 26 mm

Ø 1.02 in



PICO 26.a

NICHIA

Ø 26 mm

Ø 1.02 in



MICRO 40.t

NICHIA

Ø 40 mm

Ø 1.57 in



MICRO 40.a

OLE SORAA

Ø 40 mm

Ø 1.57 in



MICRO 40.a

NICHIA

Ø 40 mm

Ø 1.57 in



MICRO 40.a

OLE SORAA

Ø 40 mm

Ø 1.57 in



MINI 62.a

NICHIA

Ø 62 mm

Ø 2.44 in



MINI 62.a

OLE SORAA

Ø 62 mm

Ø 2.44 in



MIDI 77.a

NICHIA

Ø 77 mm

Ø 3.03 in



MIDI 77.a

ARCANE MODULE

Ø 77 mm

Ø 3.03 in

Contact FOLIO® for your net price multiplier.
All prices include fixing system, standard CCT options & standard finishes.
Power supplies for Spot.Mate® are not included. Shipping is not included. 22



425 Peachtree Hills Ave. NE #3 Atlanta, GA 30305
404.876.1064 sales@illumco.com