

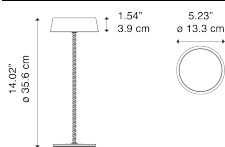
## ROD

### Model ROD

The slender stem connects two imaginary blocks of cement, rising from the base and supporting the shade, which hosts the LED light source. To adjust the level of light, the user can simply touch the top of the shade.



#### ROD







#### Light source

3000K  
2 W / 212 lm  
CRI 95  
MacAdam 3-Step

#### Structure: Aluminium

#### Code


	Dark Asphalt	51181 2030
	Ivory	51181 5630
	Soft Pink	51181 9130
	Moss Gray	51181 9230


Net weight: 1.92 lbs

Parcels: 1



IP54

Energy Saving 

Touch Dim 

EAC



Energy efficiency class

F

### Options of ROD

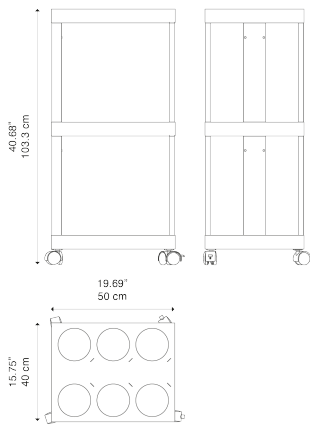
Recharge Cart

## ROD

### Model Recharge Cart

The slender stem connects two imaginary blocks of cement, rising from the base and supporting the shade, which hosts the LED light source. To adjust the level of light, the user can simply touch the top of the shade.

#### Recharge Cart



Structure: Painted Steel



Matte Black – 9005

Code

51500 2000

Net weight: 48.83 lbs

Parcels: 2

#### Options of ROD



ROD