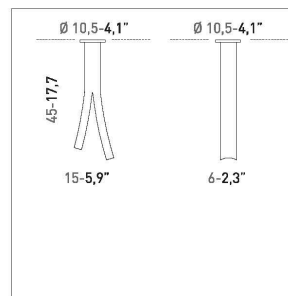
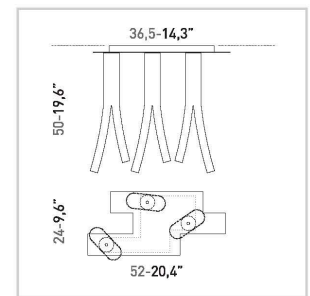


OLMO

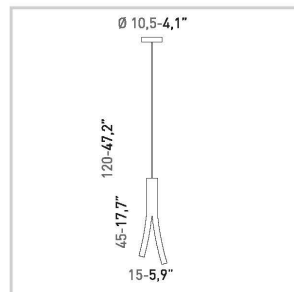
ARMANDO D'ANDREA



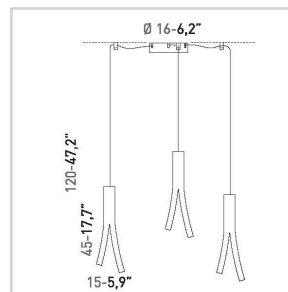
LS 4/311
1 x max 40W E12 
CE   



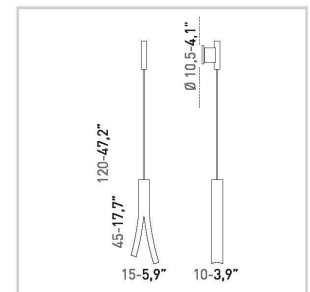
LS 5/311
3 x max 40W E12 
CE   







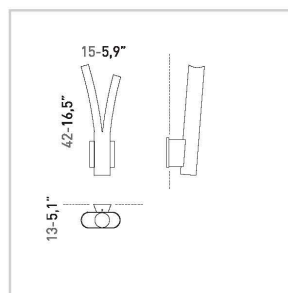
SP 7/311
1 x max 40W E12 
CE   



SP 8/311
3 x max 40W E12 
CE   



LP 6/311 B
1 x max 40W E12 
CE   



LP 6/311 A
1 x max 40W E12 
CE   

FRAME
Painted and galvanic metal



60/34
corten/gold



40/34
lacquered
white/gold



64/34
lacquered
bronze/gold