


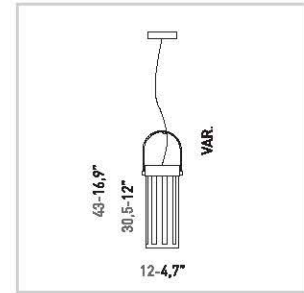





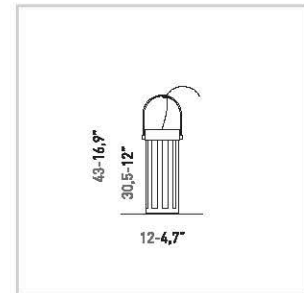


LP 6/302  
 1 x max 60W E26   
 CE    



SP 7/302  
 1 x max 60W E26   
 CE     VAR.



LT 1/302  
 1 x max 60W E26   
 CE    

FRAME  
 Painted metal



63  
 titanium



61  
 bronze

# FARO

CLAUDIO SACCON