





DESIGNED AND MADE IN CALIFORNIA


Tempus Sconce



dark stained walnut



dark stained walnut



walnut



walnut

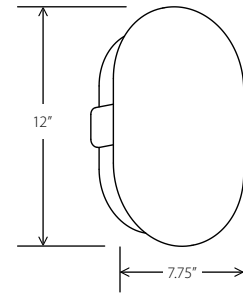


white washed oak



white washed oak

## Tempus sconce



- Dimensions: 12" x 7.75" x 3"
- Product weight: 2 lb
- Light source: integrated LED
- Light output: 1280 Lumens (source)
- Light color: 2700 K, 3000 K, 3500 K, or 4000 K
- Color accuracy: 90+ CRI
- Power usage: 14 W
- Wood grain will vary
- Specifications subject to change



Tempus part # 03-280- -

### Wood Body

- walnut (CM-001) **W**
- dark stained walnut (CM-002) **D**
- white washed oak (CM-095) **O**

### Lamping


- 2700 K LED **27**
- 3000 K LED **30**
- 3500 K LED **35**
- 4000 K LED **40**

### Driver

- AC Input Voltage Range: 120-277 V
- 120 V input: TRIAC, ELV & 0-10 V dimmable **P1**
- 240 & 277 V input: only 0-10 V dimmable

### Includes

- frosted polymer (CM-057)

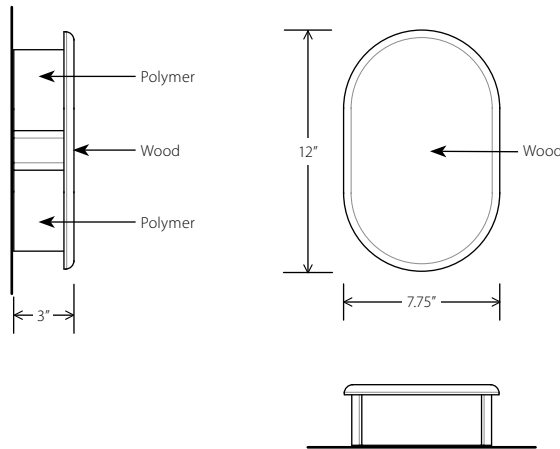


6' tall person

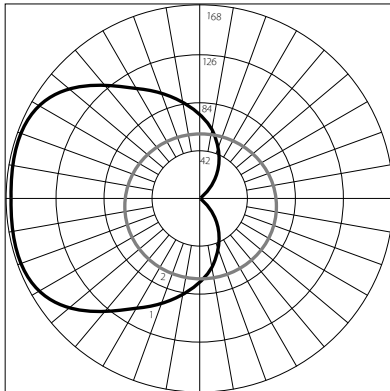
The Tempus Sconce draws inspiration from nature's beautiful designs. The rounded profile, rounded edges, and ample but smooth diffuse light exudes warmth. The solid wood body highlights the elegance of the wood grain. The design is dynamic, working well in traditional, transitional, or sleek modern environments.

Nick Sheridan  
Designer

**⚠ WARNING.** California Proposition 65 Warning for California Consumers. This product can expose you to chemicals including wood dust and lead which are known to the State of California to cause cancer or birth defects or other reproductive harm. For more information go to [www.P65Warnings.ca.gov](http://www.P65Warnings.ca.gov)



## PHOTOMETRIC POLAR GRAPH



Maximum Candela = 168  
 Located at  
 Horizontal Angle = 180  
 Vertical Angle = 67.5

Output specifications shown for 2700K CCT and walnut finish for vertical planes through 180-0 horizontal angles. Other CCTs and material finishes may cause output specifications to vary.

## FINISHES



walnut  
(CM-001)



dark stained walnut  
(CM-002)



white washed oak  
(CM-095)

## TECHNICAL SPECIFICATIONS

- Light source: integrated LED
- Light output: 1280 Lumens (source)
- Light color: 2700 K, 3000 K, 3500 K, or 4000 K
- Input voltage: 120-277 V AC
- Color accuracy: 90+ CRI
- Power usage: 14 W
- Dimmability: TRIAC, ELV, or 0-10V at 120 V AC input
- 0-10V only at 240-277 V AC input
- Materials: solid wood, polymer
- Wood grain will vary
- Specifications subject to change

