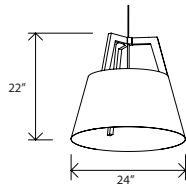
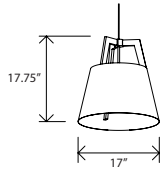


Imber 17 / Imber 24
pendant

Dimensions Imber 17 - 17" Ø - 17.75" H
Dimensions Imber 24 - 24" Ø - 22" H
Solid wood, metal finish
Product weight Imber 17 - 7 lbs
Product weight Imber 24 - 12 lbs
Light fixture specifications vary depending on options selected below
Wood grain will vary
Specifications subject to change



MATERIAL & FINISH OPTIONS

Fixture Size:

- 17" Ø
- 24" Ø

Standard Combinations

(Shade, Frame):

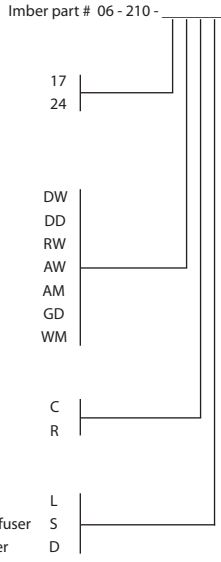
- Distressed Brass, Walnut
- Distressed Brass, Dark Stained Walnut
- Brushed Brass, Walnut
- Brushed Aluminum, Walnut
- Brushed Aluminum, Maple
- Brushed Rose Gold, Dark stained Walnut
- Gloss White, Maple

Suspension Type:

- Corded
- Rigid

Lamping:

- Integrated LED with diffuser
- Universal Medium Base Socket without diffuser
- Universal Medium Base Socket with diffuser
(Integrated LED option always comes with a diffuser)



Standard Combinations: These are our stocked options that typically ship within 2-4 weeks. Custom combinations and options are available upon request.

Suspension Type:

- Corded:** SVT wire is used. 8' length provided, field adjustable, suitable for a sloped ceiling.
- Rigid:** stem comes 6' long and is field cuttable to length, 3/8" diameter.

Lamping:

Integrated LED: Light output - 1250 Lumens, Light color - 2700 K (warm), Color accuracy - 90+ CRI, Power usage - 13W, Dimmable (use TRIAC or ELV dimmer) Additional color temperatures as well as sunset dimming are available upon request.

Universal Medium Base E26 Socket: 17" Imber contains 1 socket, 24" Imber contains 3 sockets. 75W max per socket. (bulbs not included)

Diffuser:

Frosted white diffuser (CM-024). Diffuser is recommended when fixture location may allow for direct glare. Integrated LED option always comes with a diffuser.

Suspension & Hardware Finish:

Each standard combination (above) comes with either black or satin nickel suspension, canopy, and sockets.
Black: DW, DD, RW, GD Satin Nickel: AW, AM, WM
For corded versions: White cord is paired with satin nickel hardware, black cord is paired with black hardware.

Canopies:

- Integrated LED: Comes with a 2" deep, 5.5" diameter canopy to house the driver (3.25" x 2.25" x 1.25").
 - Universal Socket: Comes with a low profile 5" diameter canopy.
- 24" Imber corded uses a 1/16" Ø steel cable for suspension.
See page 36 for more canopy information.

Material Codes:

Shade: Distressed Brass (CM-009), Brushed Brass (CM-047), Brushed Aluminum, (CM-012), Rose Gold (CM-046), Gloss White (CM-054)
Wood: Walnut (CM-001), Dark Stained Walnut (CM-002), Maple (CM-005)


©2016 Cerno, L.L.C. All Rights Reserved. The Cerno graphic is a registered trademark of cerno, L.L.C. Cerno reserves the right to change specifications for product improvements without notification.



distressed brass, walnut, corded suspension, Imber 24 above and below



The Ignis and Imber were inspired by the same design principles that make Cerno and ICRAVE well suited to collaborate. Honesty, simplicity, elemental, timeless and quality are words that sit at the core of both companies' design ethos and we believe these light fixtures embrace these qualities well. Each fixture was reduced to its essential parts - frame and shade - highlighting the interplay of the components, and accentuating the clean lines of the form.
ICRAVE / Cerno



Distressed Brass, Dark Stained Walnut



Brushed Brass, Walnut



Brushed Aluminum, Walnut



Brushed Al Maple



Distressed Brass, Dark Stained Walnut



Gloss White, Maple