

BALBOA - LED SCNCE

Project: _____


Contact: _____

Fill in the shaded boxes using the information listed below

Order Code: **R-0040** - [] - [] - [] - [] - []

Model (A) SIZE (B) FINISH 1 (C) LAMPING (D) OUTPUT (E) OPTION CODE

EXAMPLE ORDER CODE: R-0040 - 36 - 029 - 30 - F - EM

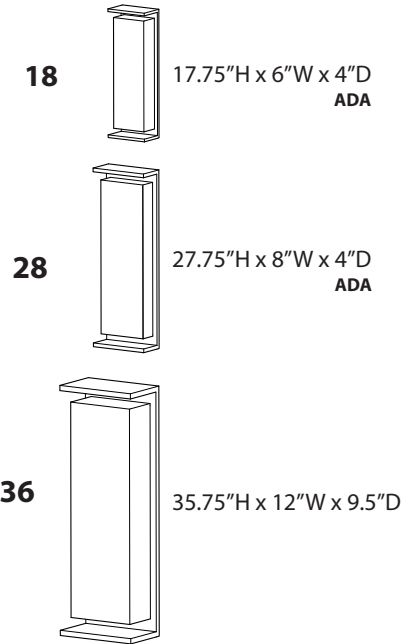


Balboa sconce 18, Brass, 3000K.



Balboa sconce 18, Walnut, 3000K.

(A) FIXTURE SIZE



(B) FINISH

- Wood**
- 001** Walnut
 - 002** Dark Stained Walnut
 - 095** White Washed Oak
- Metal**
- 119** Brushed Aluminum
 - 120** Brushed Brass
 - 117** Distressed Brass
- Powder Coat***
- 049** Textured Black
 - 060** Textured White
 - 029** Oil Rubbed Bronze

* Custom Powder coated colors available.

Walnut and Oak fixtures are constructed of real solid wood with a natural oil finish.

Metal and powder coated fixtures are constructed of solid aluminum bar stock.

(C) LAMPING CCT

27	2700K LED
30	3000K LED
35	3500K LED
40	4000K LED

CRI 90+

(D) LIGHT OUTPUT

F	Full Output - Wattage
R	50% Reduced Output - Wattage
C	Custom Reduction Percentage

Custom Reduction Percentage- to reduce both lumens and wattage.

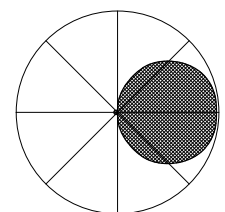
(E) OPTION CODE

EM Emergency Backup option.


Lumen Output / Wattage / Weight

Size	Lumens Delivered	Wattage	Weight(lbs) Wood version	Weight (lbs) Metal version
18	1290	18	5	8
28	1810	25	10	14
36	2905	40	29	38

Photometric Polar Graph



Relative scale



Driver Specs


120-277VAC Input
0-10V dimming down to 1% with dim to off

Driver is integrated into the fixture

Finish 1



001
Walnut
CM - 001



002
Dark Stained Walnut
CM - 002



095
White Washed Oak
CM - 095




119
Brushed Aluminum
CM - 119




117
Distressed Brass
CM - 117



120
Brushed Brass
CM - 120



049
Textured Black
Powder Coat
CM - 049



060
Textured White
Powder Coat
CM - 060



029
Oil Rubbed Bronze
Powder Coat
CM - 029