

**Description:**


Wall lamp. Aluminum, with a polycarbonate shade and direct light (1L), indirect light (1L) or both (2L). Available in several finishes: matte grey, satin white, satin black, or oak veneer. Fluorescent or LED. A version featuring two "on" settings is available. Other finishes and dimmer version on request.

Materials:
Aluminum.

Certifications:

IP20
120V

MARC W70 (1L) LED

**Light source:**

LED LED 10,5W 1670lm 450mA 3000K CRI>80
120V


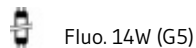
Weight :

Net kg: 2.1
Gross kg: 3.0

Packaging:

N. packages: 1
Volumen m3: 0.012
Dimensions cm: 11.5x13x83

MARC W70 (1L) FLUO

**Light source:**

Fluo. 14W (G5)

Weight :

Net kg: 2.1

Gross kg: 3.0


Packaging:

N. packages: 1

Volumen m3: 0.012

Dimensions cm: 11.5x13x83

MARC W70 (2L) LED

**Light source:****LED** LED 2 x 10,5 3340lm 450mA
3000K CRI>80 120V**Weight :**

Net kg: 2.2

Gross kg: 2.7


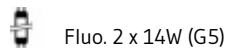
Packaging:

N. packages: 1

Volumen m3: 0.012

Dimensions cm: 11.5x13x83

MARC W70 (2L) FLUO

**Light source:**

Fluo. 2 x 14W (G5)

Weight :

Net kg: 2.2

Gross kg: 2.7


Packaging:

N. packages: 1

Volumen m3: 0.012

Dimensions cm: 11.5x13x83

MARC W130 (1L) LED

**Light source:****LED** LED 21W 3340lm 450mA 3000K CRI>80
120V**Weight :**

Net kg: 3.8

Gross kg: 4.6



Packaging:

N. packages: 1

Volumen m3: 0.023

Dimensions cm: 145x15x11

MARC W130 (1L) FLUO

**Light source:**

Fluo. 28W (G5)

Weight :

Net kg: 3.8

Gross kg: 4.6


Packaging:

N. packages: 1

Volumen m3: 0.023

Dimensions cm: 145x15x11

MARC W130 (2L) LED

**Light source:****LED** LED 2 x 21W 6680lm 450mA
3000K CRI>80 120V**Weight :**

Net kg: 3.5

Gross kg: 4.5


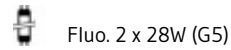
Packaging:

N. packages: 1

Volumen m3: 0.023

Dimensions cm: 11.5x14x142

MARC W130 (2L) FLUO

**Light source:**

Fluo. 2 x 28W (G5)

Weight :

Net kg: 3.5

Gross kg: 4.5


Packaging:

N. packages: 1

Volumen m3: 0.023

Dimensions cm: 11.5x14x142

MARC W160 (1L) LED

**Light source:****LED** LED 26,2W 4180lm 450mA
3000K CRI>80 120V**Weight :**

Net kg: 4.4

Gross kg: 5.4


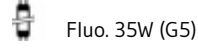
Packaging:

N. packages: 1

Volumen m3: 0.030

Dimensions cm: 185x15x11

MARC W160 (1L) FLUO

**Light source:**

Fluo. 35W (G5)

Weight :

Net kg: 4.4

Gross kg: 5.4


Packaging:

N. packages: 1

Volumen m3: 0.030

Dimensions cm: 185x15x11

MARC W160 (2L) FLUO

**Light source:**

Fluo. 2 x 35W (G5)

Weight :

Net kg: 4.6

Gross kg: 5.6

Packaging:

N. packages: 1

Volumen m3: 0.030

Dimensions cm: 185x15x11

Collection



Designer
Technical drawing
Fotometría
3D