






### TECHNICAL SPECIFICATIONS

<b>LED</b>	Cree / Tridonic
<b>CCT</b>	2700K, 3000K, 4000K
<b>Color Consistency</b>	3x3 SDCM (MacAdam)
<b>CRI (Ra)</b>	≥ 90%
<b>Driver</b>	Included, Internal (profile)
<b>Dimming</b>	1-10V, Dali, Push
<b>Bluetooth Control</b>	Casambi 
<b>Input Voltage</b>	230V
<b>Power</b>	Depending on LED selection
<b>Reflector Material</b>	Aluminum coat
<b>Diffuser material</b>	PMMA
<b>Material</b>	Aluminum
<b>Finishes</b>	White (matte)  Black (matte)  Natural Oak  Natural Walnut 
<b>Approvals</b>	CE, EAC, cUL
<b>Lifetime</b>	50.000h (optimum work conditions)
<b>Warranty</b>	See product warranty details
<b>IES Files</b>	Available on the website
<b>LDT Files</b>	Available on the website
<b>Modifications</b>	Customization is possible. Custom finishes available
<b>Mounting</b>	Tool-friendly, click-lock system, tamper resistant. Aircraft cable suspension standard length
<b>Maintenance</b>	LEDs and drivers replace, available

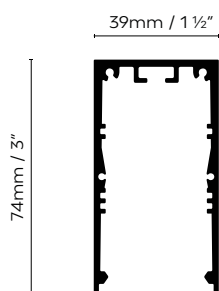




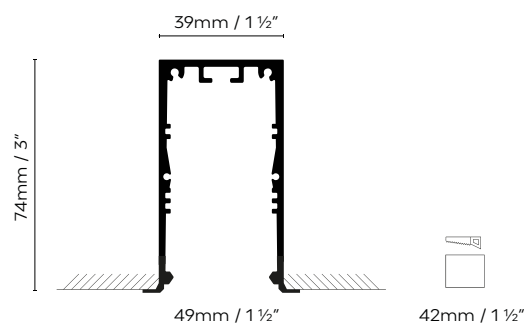
### DESCRIPTION

A recessed, surface-mounted or suspension lighting system made of extruded aluminum. Installable with continuous LED light modules with an opal diffuser (LED Line), or LED modules featuring four or two spots (LED Module), or LED spotlights (LED Spotlight and Spot S) available with anti-glare rings and beehive design. It also allows the installation of slim LED spotlights (LED Spotlight Slim). As a new feature, the Anvil System also allows the addition of round opal white glass diffusers that can be fixed to the rail (Sphere C) or hung (Sphere S). The Anvil System profile is available in matte white, matte black, natural oak and natural walnut.

### ANVIL SYSTEM SUSPENSION/SURFACE PROFILE



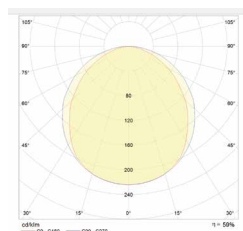
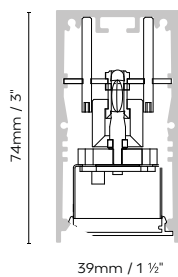
### ANVIL SYSTEM RECESSED PROFILE



851940	ANVIL SYSTEM SUSPENSION/SURFACE PROFILE BLACK
851941	ANVIL SYSTEM SUSPENSION/SURFACE PROFILE WHITE
851942	ANVIL SYSTEM SUSPENSION/SURFACE PROFILE OAK
851944	ANVIL SYSTEM SUSPENSION/SURFACE PROFILE WALNUT
851950	ANVIL SYSTEM RECESSED PROFILE BLACK
851951	ANVIL SYSTEM RECESSED PROFILE WHITE



### ANVIL SYSTEM LED LINE

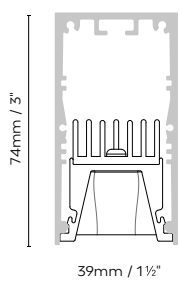


(LED included) **A+**

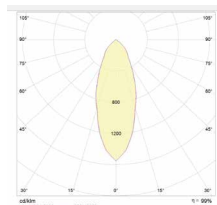
Continuous LED light module with opal diffuser, for its integration into the Anvil System.

<b>851840C</b> <b>851840S</b>	<b>ANVIL SYSTEM LED LINE C420</b> SURFACE/RECESSED <b>ANVIL SYSTEM LED LINE S420</b> SUSPENSION	420mm / 16 1/2"	LED 7,6W 1326lm 450mA 3000K CRI≥90 230V
<b>851850C</b> <b>851850S</b>	<b>ANVIL SYSTEM LED LINE C560</b> SURFACE/RECESSED <b>ANVIL SYSTEM LED LINE S560</b> SUSPENSION	560mm / 22"	LED 10,2W 1768lm 450mA 3000K CRI≥90 230V
<b>851860C</b> <b>851860S</b>	<b>ANVIL SYSTEM LED LINE C700</b> SURFACE/RECESSED <b>ANVIL SYSTEM LED LINE S700</b> SUSPENSION	700mm / 27 1/2"	LED 12,7W 2210lm 450mA 3000K CRI≥90 230V
<b>851870C</b> <b>851870S</b>	<b>ANVIL SYSTEM LED LINE C840</b> SURFACE/RECESSED <b>ANVIL SYSTEM LED LINE S840</b> SUSPENSION	840mm / 33"	LED 15,2W 2652lm 450mA 3000K CRI≥90 230V
<b>851880C</b> <b>851880S</b>	<b>ANVIL SYSTEM LED LINE C1120</b> SURFACE/RECESSED <b>ANVIL SYSTEM LED LINE S1120</b> SUSPENSION	1120mm / 44"	LED 20,5W 3536lm 450mA 3000K CRI≥90 230V

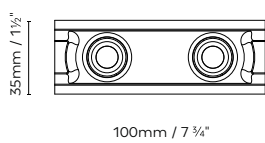
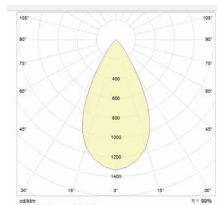
<b>851993</b>	<b>ANVIL SYSTEM DRIVER 23-42W 450mA</b>
<b>851994</b>	<b>ANVIL SYSTEM DRIVER 15-45W 450mA DIM 1/10V</b>
<b>851995</b>	<b>ANVIL SYSTEM DRIVER 21-42W 450mA DIM PUSH-DALI</b>
<b>851997</b>	<b>ANVIL SYSTEM DRIVER 0-21W 450mA (110-230v)</b>
<b>851999</b>	<b>ANVIL SYSTEM DRIVER 0-21W 450mA DIM PUSH-DALI</b>



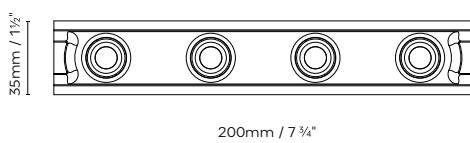
Lense 38°



Lense 60°



100mm / 7 3/4"



200mm / 7 3/4"

(LED included) **A+**

LED module equipped with four or two spots, for integration into the Anvil System. Finishes: matte white or matte black.

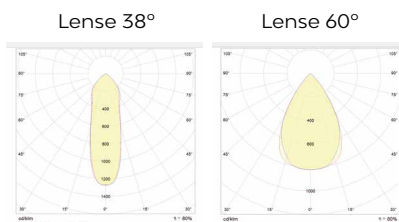
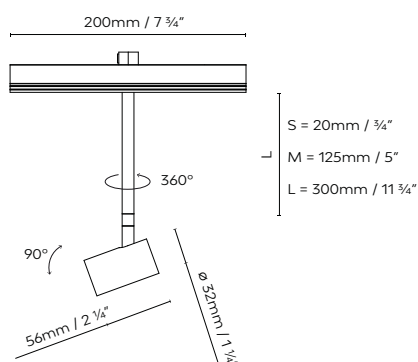
<b>851600U</b>	<b>ANVIL SYSTEM LED MODULE 4 38° BLACK</b>	
<b>851601U</b>	<b>ANVIL SYSTEM LED MODULE 4 38° WHITE</b>	
<b>851610U</b>	<b>ANVIL SYSTEM LED MODULE 4 60° BLACK</b>	LED 4 x 4,5W 2184lm 250mA 3000K CRI≥90 230V
<b>851611U</b>	<b>ANVIL SYSTEM LED MODULE 4 60° WHITE</b>	

<b>851620U</b>	<b>ANVIL SYSTEM LED MODULE 2 38° BLACK</b>	
<b>851621U</b>	<b>ANVIL SYSTEM LED MODULE 2 38° WHITE</b>	
<b>851630U</b>	<b>ANVIL SYSTEM LED MODULE 2 60° BLACK</b>	LED 2 x 4,5W 1092lm 250mA 3000K CRI≥90 230V
<b>851631U</b>	<b>ANVIL SYSTEM LED MODULE 2 60° WHITE</b>	

<b>851989</b>	<b>ANVIL SYSTEM DRIVER 13,5-36W 250mA DIM PUSH-DALI</b>
<b>851991</b>	<b>ANVIL SYSTEM DRIVER 9W-36W 250mA DIM 1/10V</b>
<b>851992</b>	<b>ANVIL SYSTEM DRIVER 31,5-54W/250mA DIM PUSH-DALI</b>
<b>851996</b>	<b>ANVIL SYSTEM DRIVER 13,5-54W 250mA</b>
<b>851999E1</b>	<b>ANVIL SYSTEM DRIVER 0-10W 250mA</b>
<b>851999E2</b>	<b>ANVIL SYSTEM DRIVER 0-14W 250mA DIM PUSH-DALI</b>



### ANVIL SYSTEM LED SPOTLIGHT



(LED included)



LED projectors of different sizes (S, M, L), for integration into the Anvil System. Available with Anti-Glare Ring or Honeycomb Ring. Finishes: matte white or matte black.

851700	ANVIL SYSTEM LED SPOTLIGHT S 38° BLACK
851701	ANVIL SYSTEM LED SPOTLIGHT S 38° WHITE
851702	ANVIL SYSTEM LED SPOTLIGHT S 60° BLACK
851703	ANVIL SYSTEM LED SPOTLIGHT S 60° WHITE
851710	ANVIL SYSTEM LED SPOTLIGHT M 38° BLACK
851711	ANVIL SYSTEM LED SPOTLIGHT M 38° WHITE
851712	ANVIL SYSTEM LED SPOTLIGHT M 60° BLACK
851713	ANVIL SYSTEM LED SPOTLIGHT M 60° WHITE
851720	ANVIL SYSTEM LED SPOTLIGHT L 38° BLACK
851721	ANVIL SYSTEM LED SPOTLIGHT L 38° WHITE
851722	ANVIL SYSTEM LED SPOTLIGHT L 60° BLACK
851723	ANVIL SYSTEM LED SPOTLIGHT L 60° WHITE

LED 4,5W 546lm 250mA 3000K CRI≥90 230V

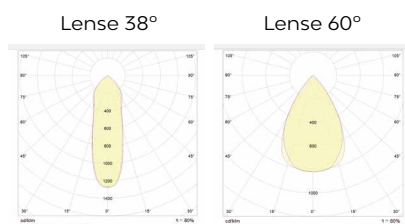
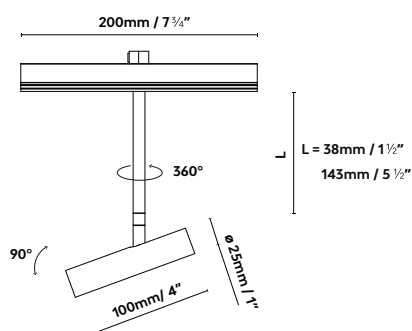
851989	ANVIL SYSTEM DRIVER 13,5-36W 250mA DIM PUSH-DALI
851991	ANVIL SYSTEM DRIVER 9W-36W 250mA DIM 1/10V
851992	ANVIL SYSTEM DRIVER 31,5-54W 250mA DIM PUSH-DALI
851996	ANVIL SYSTEM DRIVER 13,5-54W 250mA
851999E1	ANVIL SYSTEM DRIVER 0-10W 250mA
851999E2	ANVIL SYSTEM DRIVER 0-14W 250mA DIM PUSH-DALI
851999E4	ANVIL SYSTEM DRIVER 0-4,5W 250mA



425 Peachtree Hills Ave. NE #3 Atlanta, GA 30305  
404.876.1064 sales@illumco.com



### ANVIL SYSTEM LED SPOTLIGHT SLIM



(LED included)

A+



Slim LED spotlights in different sizes (S, M) to fit them into the Anvil System lighting arrangement. Finishes: matte white, matte black or gold.

851761	ANVIL SYSTEM LED SPOTLIGHT SLIM S 38° WHITE
851760	ANVIL SYSTEM LED SPOTLIGHT SLIM S 38° BLACK
851764	ANVIL SYSTEM LED SPOTLIGHT SLIM S 38° GOLD
851763	ANVIL SYSTEM LED SPOTLIGHT SLIM S 60° WHITE
851762	ANVIL SYSTEM LED SPOTLIGHT SLIM S 60° BLACK
851765	ANVIL SYSTEM LED SPOTLIGHT SLIM S 60° GOLD
851771	ANVIL SYSTEM LED SPOTLIGHT SLIM M 38° WHITE
851770	ANVIL SYSTEM LED SPOTLIGHT SLIM M 38° BLACK
851774	ANVIL SYSTEM LED SPOTLIGHT SLIM M 38° GOLD
851773	ANVIL SYSTEM LED SPOTLIGHT SLIM M 60° WHITE
851772	ANVIL SYSTEM LED SPOTLIGHT SLIM M 60° BLACK
851775	ANVIL SYSTEM LED SPOTLIGHT SLIM M 60° GOLD

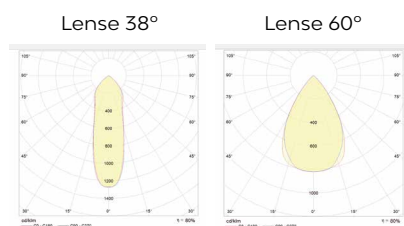
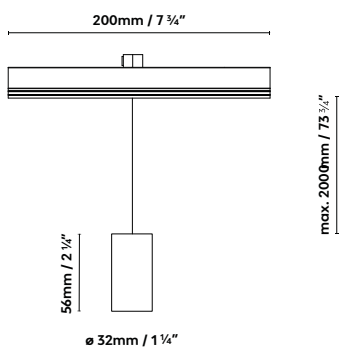
LED 4,5W 546lm 250mA 3000K CRI≥90 230V

851989	ANVIL SYSTEM DRIVER 13,5-36W 250mA DIM PUSH-DALI
851991	ANVIL SYSTEM DRIVER 9W-36W 250mA DIM 1/10V
851992	ANVIL SYSTEM DRIVER 31,5-54W 250mA DIM PUSH-DALI
851996	ANVIL SYSTEM DRIVER 13,5-54W 250mA
851999E1	ANVIL SYSTEM DRIVER 0-10W 250mA
851999E2	ANVIL SYSTEM DRIVER 0-14W 250mA DIM PUSH-DALI
851999E4	ANVIL SYSTEM DRIVER 0-4,5W 250mA





### ANVIL SYSTEM LED SPOT S



(LED included)



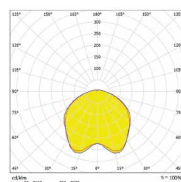
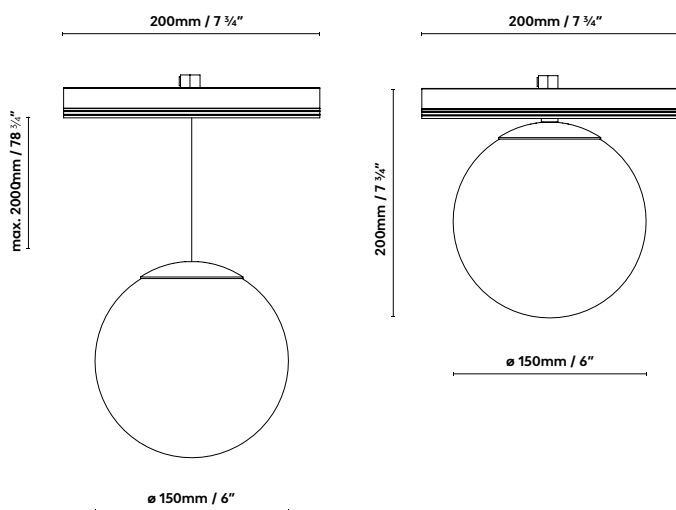
LED spotlights that hang from the Anvil System lighting arrangement. Available with anti-glare rings and Honeycomb rings. Finishes: matte white or matte black.

851750	ANVIL SYSTEM LED SPOT S-38° BLACK	LED 4,5W 546lm 250mA 3000K CRI≥90 230V
851751	ANVIL SYSTEM LED SPOT S-38° WHITE	
851752	ANVIL SYSTEM LED SPOT S-60° BLACK	
851753	ANVIL SYSTEM LED SPOT S-60° WHITE	

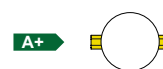
851989	ANVIL SYSTEM DRIVER 13,5-36W 250mA DIM PUSH-DALI
851991	ANVIL SYSTEM DRIVER 9W-36W 250mA DIM 1/10V
851992	ANVIL SYSTEM DRIVER 31,5-54W 250mA DIM PUSH-DALI
851996	ANVIL SYSTEM DRIVER 13,5-54W 250mA
851999E1	ANVIL SYSTEM DRIVER 0-10W 250mA
851999E2	ANVIL SYSTEM DRIVER 0-14W 250mA DIM PUSH-DALI
851999E4	ANVIL SYSTEM DRIVER 0-4,5W 250mA



### ANVIL SYSTEM SPHERE S/C



(LED included)



Round opal white glass diffuser to install on the Anvil System rail. The metal parts come in matte white or matte black.

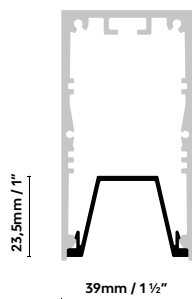
851740	ANVIL SYSTEM SPHERE S BLACK	LED 4,5W 546lm 250mA 3000K CRI≥90 230V
851741	ANVIL SYSTEM SPHERE S WHITE	
851730	ANVIL SYSTEM SPHERE C BLACK	LED 4,5W 546lm 250mA 3000K CRI≥90 230V
851731	ANVIL SYSTEM SPHERE C WHITE	

851989	ANVIL SYSTEM DRIVER 13,5-36W 250mA DIM PUSH-DALI
851991	ANVIL SYSTEM DRIVER 9W-36W 250mA DIM 1/10V
851992	ANVIL SYSTEM DRIVER 31,5-54W 250mA DIM PUSH-DALI
851996	ANVIL SYSTEM DRIVER 13,5-54W 250mA
851999E1	ANVIL SYSTEM DRIVER 0-10W 250mA
851999E2	ANVIL SYSTEM DRIVER 0-14W 250mA DIM PUSH-DALI
851999E4	ANVIL SYSTEM DRIVER 0-4,5W 250mA



### ACCESSORIES

#### ANVIL SYSTEM COVER PROFILE



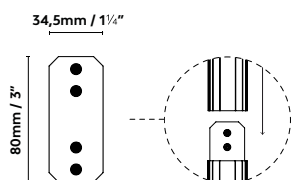
#### ANVIL SYSTEM FLAT COVER PROFILE



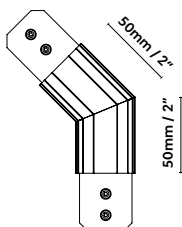
- 851960 ANVIL SYSTEM COVER PROFILE BLACK  
851961 ANVIL SYSTEM COVER PROFILE WHITE

- 851970 ANVIL SYSTEM FLAT COVER PROFILE BLACK  
851971 ANVIL SYSTEM FLAT COVER PROFILE WHITE

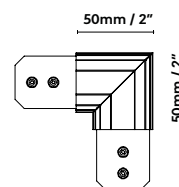
#### ANVIL SYSTEM 180° ANGLE



#### ANVIL SYSTEM 135° ANGLE



#### ANVIL SYSTEM 90° ANGLE



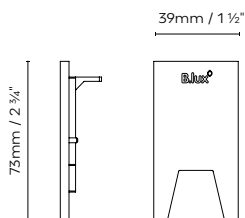
- 851930 ANVIL SYSTEM 180° ANGLE

- 851920 ANVIL SYSTEM 135° ANGLE SUSPENSION/SURFACE BLACK  
851921 ANVIL SYSTEM 135° ANGLE SUSPENSION/SURFACE WHITE  
851922 ANVIL SYSTEM 135° ANGLE SUSPENSION/SURFACE OAK  
851923 ANVIL SYSTEM 135° ANGLE SUSPENSION/SURFACE WALNUT  
851925 ANVIL SYSTEM 135° ANGLE RECESSED BLACK  
851926 ANVIL SYSTEM 135° ANGLE RECESSED WHITE

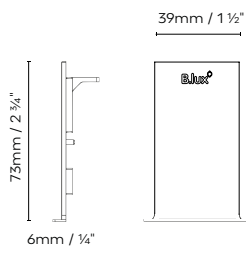
- 851910 ANVIL SYSTEM 90° ANGLE SUSPENSION/SURFACE BLACK  
851911 ANVIL SYSTEM 90° ANGLE SUSPENSION/SURFACE WHITE  
851912 ANVIL SYSTEM 90° ANGLE SUSPENSION/SURFACE OAK  
851913 ANVIL SYSTEM 90° ANGLE SUSPENSION/SURFACE WALNUT  
851915 ANVIL SYSTEM 90° ANGLE RECESSED BLACK  
851916 ANVIL SYSTEM 90° ANGLE RECESSED WHITE

### ACCESSORIES

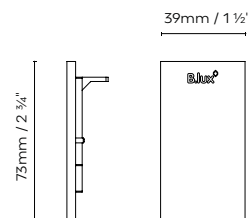
#### ANVIL SYSTEM END CAP



#### ANVIL SYSTEM RECESSED END CAP



#### ANVIL SYSTEM LED LINE END CAP




- 851900** ANVIL SYSTEM END CAP BLACK (2 UN.)  
**851901** ANVIL SYSTEM END CAP WHITE (2 UN.)

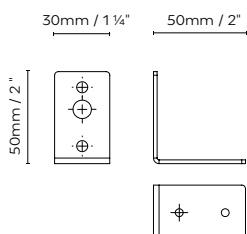
- 851908** ANVIL SYSTEM RECESSED END CAP BLACK (2 UN.)  
**851909** ANVIL SYSTEM RECESSED END CAP WHITE (2 UN.)

- 851906** ANVIL SYSTEM LED LINE END CAP BLACK (2 UN.)  
**851907** ANVIL SYSTEM LED LINE END CAP WHITE (2 UN.)

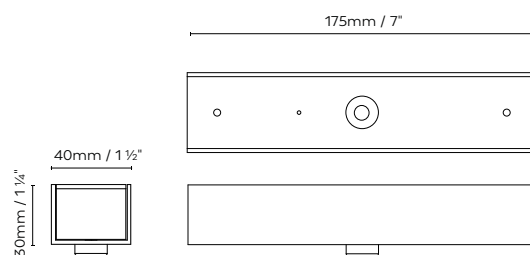
#### ANVIL SYSTEM SINGLE SUSPENSION



#### ANVIL SYSTEM WALL FIXATION



#### ANVIL SYSTEM CURRENT SUPPLY



- 851905** ANVIL SYSTEM WALL FIXATION

- 851980** ANVIL SYSTEM CURRENT SUPPLY BLACK  
**851981** ANVIL SYSTEM CURRENT SUPPLY WHITE  
**851985** ANVIL SYSTEM DIM CURRENT SUPPLY BLACK  
**851986** ANVIL SYSTEM DIM CURRENT SUPPLY WHITE

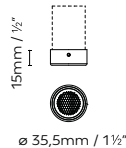
- 851990** ANVIL SYSTEM SINGLE SUSPENSION

#### ANVIL SYSTEM ANTI-GLARE RING



Anvil System LED Spot  
Anti-Glare Ring

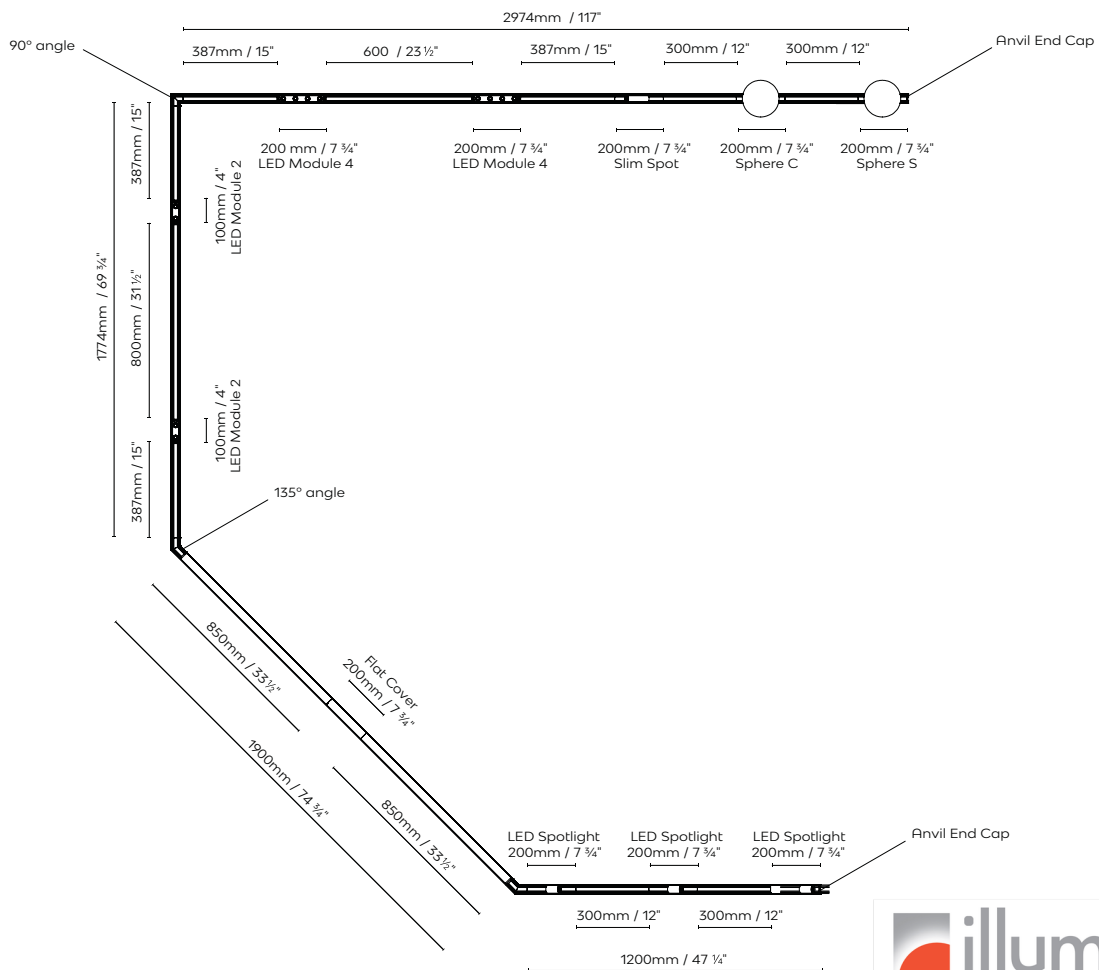
#### ANVIL SYSTEM ANTI-GLARE RING + HONEYCOMB



Anvil System LED Spot Anti-Glare  
Ring Honeycomb

- 851790** ANVIL SYSTEM LED SPOT ANTI-GLARE RING BLACK  
**851791** ANVIL SYSTEM LED SPOT ANTI-GLARE RING WHITE  
**851792** ANVIL SYSTEM LED SPOT ANTI-GLARE RING + HONEYCOMB BLACK  
**851793** ANVIL SYSTEM LED SPOT ANTI-GLARE RING + HONEYCOMB WHITE

ONLINE CONFIGURATOR EXAMPLE:



illuminaTions  
425 Peachtree Hills Ave. NE #3 Atlanta, GA 30305  
404.876.1064  
sales@illumco.com