



Description:

Range of outdoor lamps with geometric forms, available in three sizes. Made from corten steel or 316L stainless steel.

Materials:

Steel.

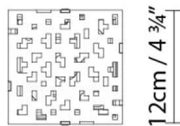
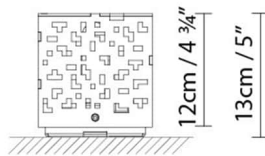
Certifications:



IP54

230V

AMS 12



Light source:

LED ▶ LED 2,5W (G9)

▶ Halo. max. 40W (G9)

Weight :

Net kg.: 2.0

Gross kg: 2.4

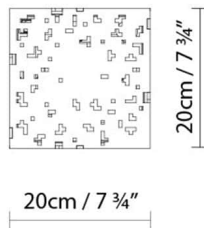
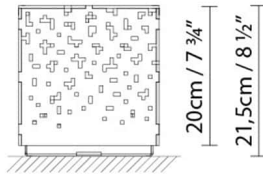
Packaging:

N. packages: 1

Volume m3: 0.001

Dimensions cm: 15x15x15

AMS 20



Light source:

LED **A+** LED 10W (E27)

A Fluo. 18W (E27)

D Halo. max. 60W (E27)

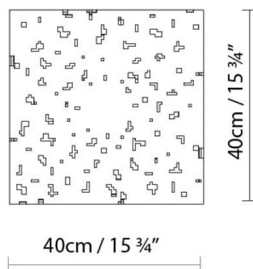
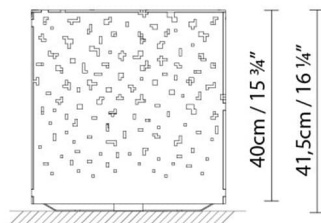
Weight :

Net kg.: 6.0
Gross kg: 6.5

Packaging:

N. packages: 1
Volume m3: 0.015
Dimensions cm: 24x24x26

AMS 40



Light source:

LED **A+** LED 13W (E27)

A Fluo. 26W (E27)

D Halo. max. 100W (E27)

Weight :

Net kg.: 25.0
Gross kg: 30.0

Packaging:

N. packages: 1
Volume m3: 0.140
Dimensions cm: 53x53x50



AMS

David Abad, 2011

Designer
Technical drawing
Instrucciones de montaje



425 Peachtree Hills Ave. NE #3 Atlanta, GA 30305
404.876.1064 sales@illumco.com