


Tati



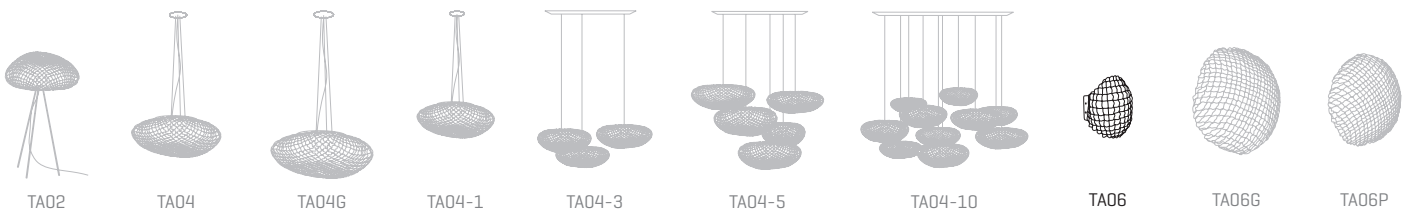
ref. **TA06-LD**

LED / DIMMABLE

Wall lamp
Aplique



Tati Collection



MATERIAL FINISHES

LAMPSHADE

Painted stainless steel

One color to choose



SUPPORT

Stainless steel

MOUNTING OPTIONS

Wall sconce

LIGHT SOURCE BUILT-IN

120V - 60Hz

8W 3000K 1067lm built-in
upon request 2700K 960lm

Dimming system PHASE CONTROL

OTHER TECHNICAL DATA

NET WEIGHT

1,1lb

PACKAGING

13,4x9,4x5,5in
2,2lb

ELECTRICAL FEATURES



CERTIFICATIONS




425 Peachtree Hills Ave. NE #3 Atlanta, GA 30305
404.876.1064 sales@illumco.com

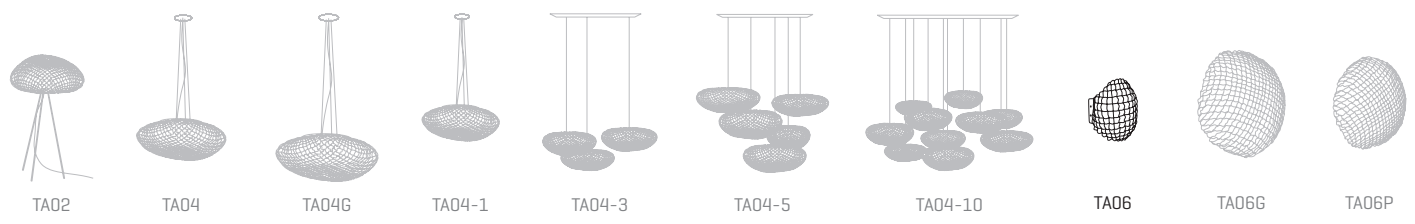
Tati

ref. **TA06**

Wall sconce



Tati Collection



MATERIAL FINISHES

LAMPSHADE

Painted stainless steel

One color to choose



SUPPORT

Stainless steel

MOUNTING OPTIONS

Wall sconce

RECOMMENDED BULBS

120V - 60Hz

G9 Bi-pin - Max. 2x40 W

OTHER TECHNICAL DATA

NET WEIGHT

1,1lb

PACKAGING

13,4x9,4x5,5in

2,2lb

ELECTRICAL FEATURES



CERTIFICATIONS




Tati

LED

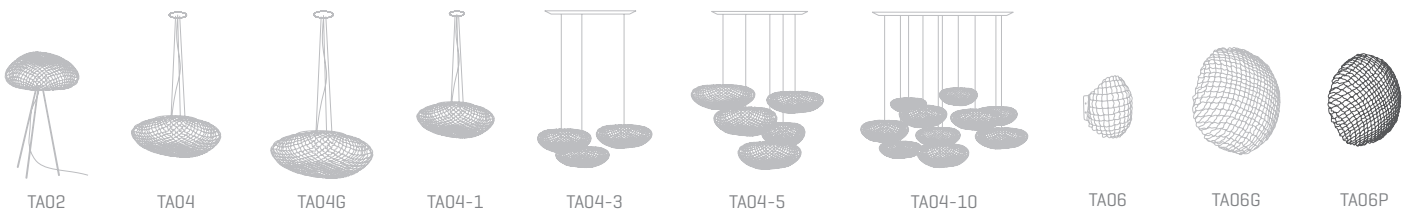
ref. **TA06P-LD**

LED / DIMMABLE

Wall sconce



Tati Collection



MATERIAL FINISHES

LAMPSHADE

Painted stainless steel

One color to choose



Steel gloss nickel-plated and stainless steel

SUPPORT


Steel gloss nickel-plated and stainless steel

MOUNTING OPTIONS

Wall sconce

LIGHT SOURCE BUILT-IN

120V - 60Hz

 8W 3000K 1067lm built-in
upon request 2700K 960lm

Dimming system PHASE CONTROL

OTHER TECHNICAL DATA

NET WEIGHT

2,6l

PACKAGING

14,2x14,2x11,8in

2,2lb

ELECTRICAL FEATURES




CERTIFICATIONS



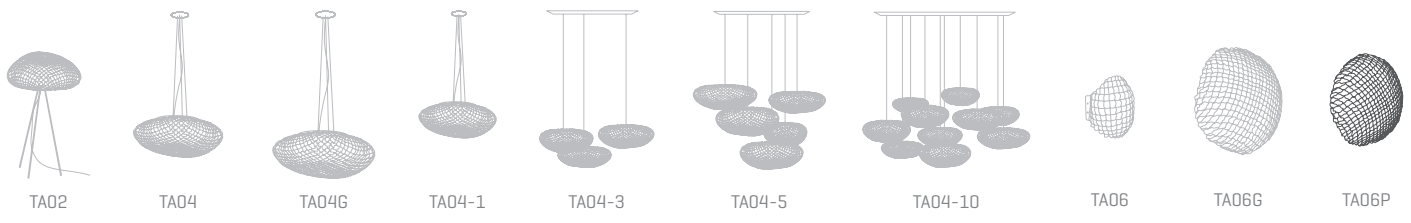
Tati

ref. **TA06P**

Wall sconce



Tati Collection



MATERIAL FINISHES

LAMPSHADE

Painted stainless steel

One color to choose



Steel gloss nickel-plated and stainless steel

SUPPORT

Steel gloss nickel-plated and stainless steel

MOUNTING OPTIONS

Wall sconce

RECOMMENDED BULBS

120V - 60Hz

G9 Bi-pin - Max. 1x40 W

OTHER TECHNICAL DATA

NET WEIGHT

1,8lb

PACKAGING

14,2x14,2x11,8in

2,2lb

ELECTRICAL FEATURES



CERTIFICATIONS



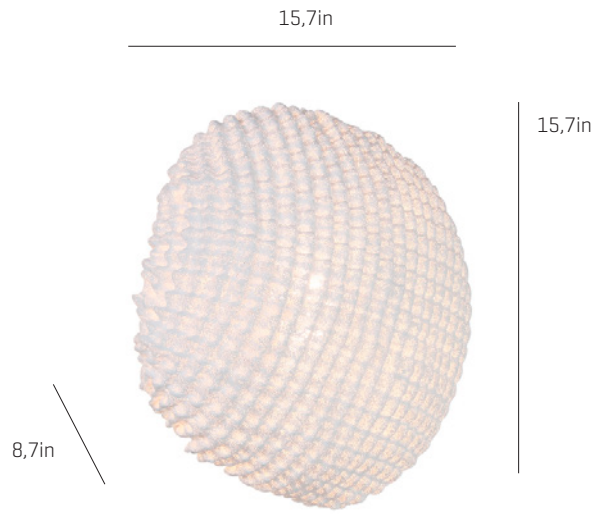
Tati

LED

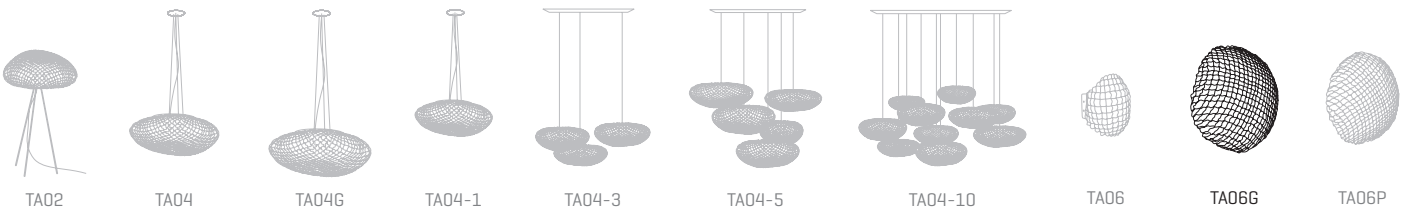
ref. **TA06G-LD**

LED / DIMMABLE

Wall sconce



Tati Collection




MATERIAL FINISHES

LAMPSHADE

Painted stainless steel

One color to choose



Steel gloss nickel-plated and stainless steel

SUPPORT


Steel gloss nickel-plated and stainless steel

MOUNTING OPTIONS

Wall sconce

LIGHT SOURCE BUILT-IN

120V - 60Hz

 8W 3000K 1067lm built-in
upon request 2700K 960lm

Dimming system PHASE CONTROL

OTHER TECHNICAL DATA

NET WEIGHT

3,1lb

PACKAGING

17,x17x11,8in

5,3lb

ELECTRICAL FEATURES



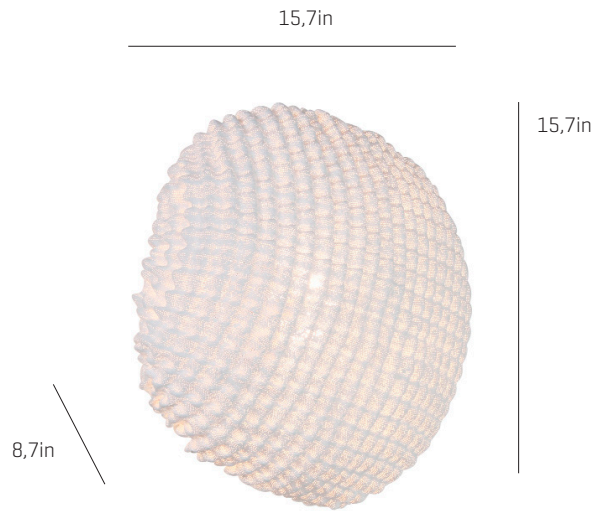
CERTIFICATIONS



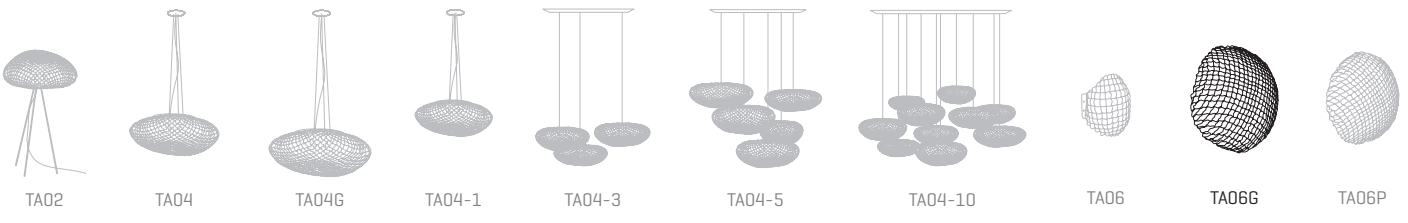
Tati

ref. **TA06G**

Wall sconce



Tati Collection




MATERIAL FINISHES

LAMPSHADE

Painted stainless steel

One color to choose



Steel gloss nickel-plated and stainless steel

SUPPORT

Steel gloss nickel-plated and stainless steel

MOUNTING OPTIONS

Wall sconce

RECOMMENDED BULBS

120V - 60Hz

- E12 Candel - Max. 2x60 W
- E12 Candel - Max. 2x60 W
- E12 LED - Max. 2x7 W
- E12 - HALOGEN BULB Max. 2x40 W

upon request:

- GU24 - Max. 1x23 W

OTHER TECHNICAL DATA

NET WEIGHT

2,2l

PACKAGING

17,x17x11,8in
5,3lb

ELECTRICAL FEATURES



CERTIFICATIONS

