

# Li

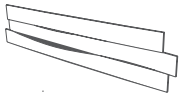
LED

ref. LI06


Wall lamp  
Aplique



## Li Collection



LI06



LI06G

### MATERIAL FINISHES

#### LAMPSHADE

Pressed cellulose  
One colour to choose



#### SUPPORT

Stainless steel

#### MOUNTING OPTIONS

Wall lamp

### LIGHT SOURCE BUILT IN

#### 120V - 60Hz

□□□□ 11,8W 3000K 1805lm built-in  
upon request 2700K

Dimming system PHASE CONTROL

### OTHER TECHNICAL DATA

#### NET WEIGHT

2,6lb

#### PACKAGING

27,6x8,3x4,7in  
4,4lb

#### ELECTRICAL FEATURES



#### CERTIFICATIONS



# Li

LED

ref. **LI06G-D**

DIMMABLE


Wall sconce



## Li Collection



LI06



LI06G

## MATERIAL FINISHES

### LAMPSHADE

Pressed cellulose

One color to choose



### SUPPORT

Stainless steel

### MOUNTING OPTIONS

Wall sconce

## LIGHT SOURCE BUILT IN

### 100~277V- 60Hz

□ □ □ □ 16W 2.390lm 3000K built-in  
upon request 2700K

Dimming system: 0-10 V

## OTHER TECHNICAL DATA

### NET WEIGHT

6,4lb

### PACKAGING

43,3x11,8x9,8in

10,4lb

### ELECTRICAL FEATURES



### CERTIFICATIONS

