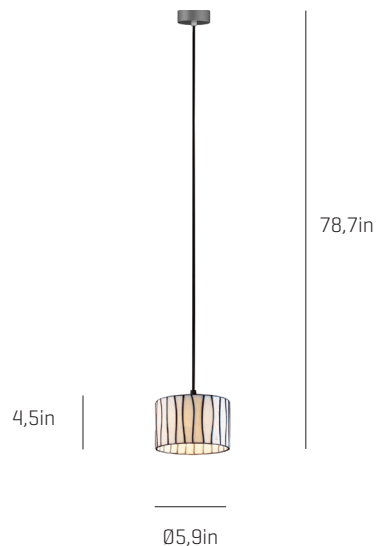


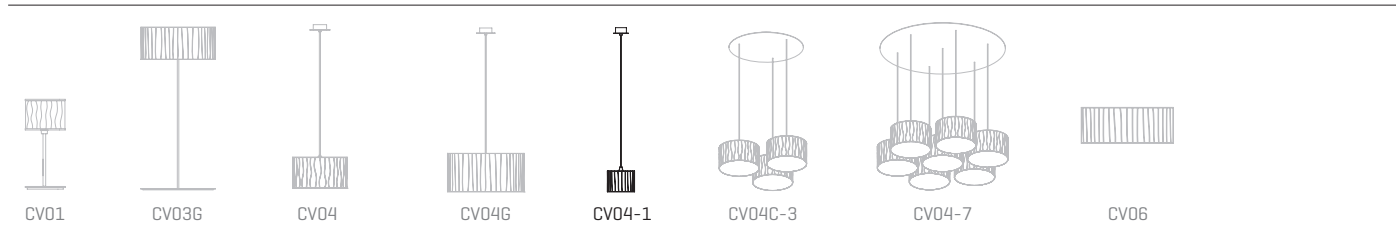
Curvas

ref. **CV04-1**

Pendant lamp



Curvas Collection




MATERIAL FINISHES

LAMPSHADE

Glass

One color to choose



CANOPY AND CABLE

Steel gloss nickel-plated

Black or transparent cable

RECOMMENDED BULBS

120V - 60Hz

⦿ E12 Candel - Max. 1x60 W

OTHER TECHNICAL DATA

NET WEIGHT

1,5lb

PACKAGING

8,3x8,3x8,7in

3,7lb

ELECTRICAL FEATURES



CERTIFICATIONS



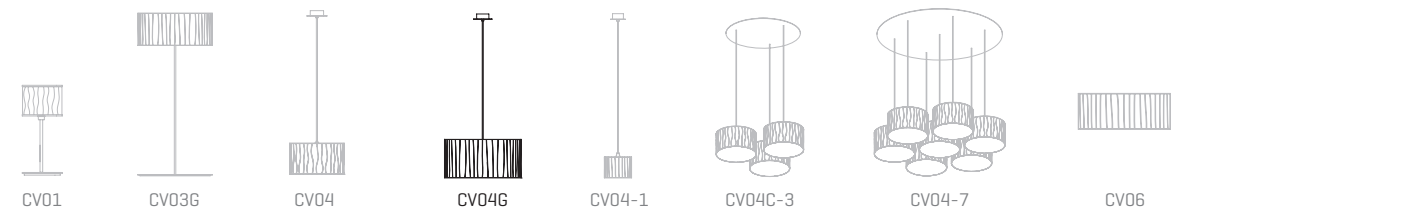
Curvas

ref. **CV04G**

Pendant lamp




Curvas Collection



MATERIAL FINISHES

LAMPSHADE

Glass
One color to choose



Top and bottom diffuser

CANOPY AND CABLE

Steel gloss nickel-plated

Black or transparent cable

RECOMMENDED BULBS

120V - 60Hz

E26 Med. - Max. 4x100 W

E26 Med. - Max. 4x42 W

E26LED - Max. 4x13 W

upon request:

GU24 - Max. 1x23 W

OTHER TECHNICAL DATA

NET WEIGHT

12,3lb

PACKAGING

24x24x13in

34,6lb

ELECTRICAL FEATURES



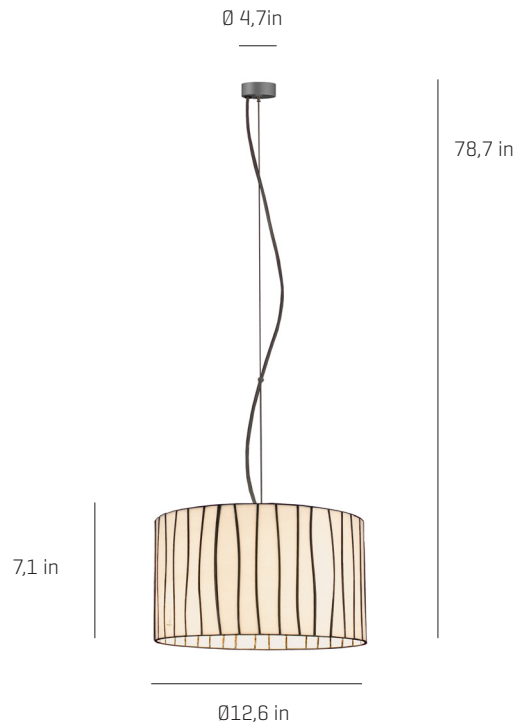
CERTIFICATIONS



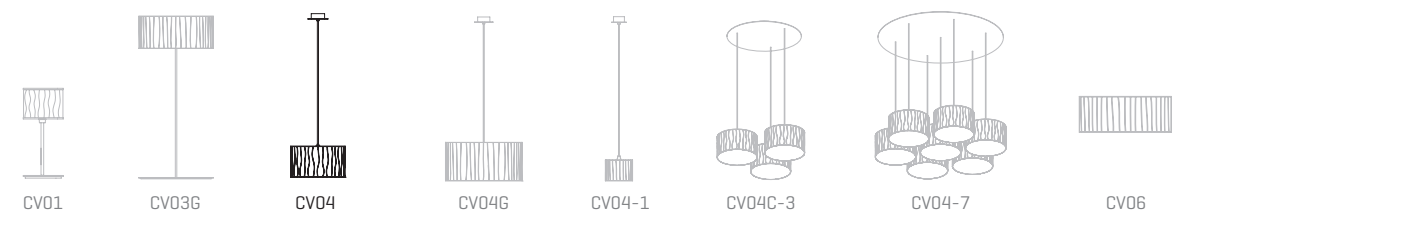
Curvas

ref. **CV04**

Pendant lamp



Curvas Collection




MATERIAL FINISHES

LAMPSHADE

Glass

One color to choose

Bottom diffuser



Bottom diffuser

CANOPY AND CABLE

Steel gloss nickel-plated

Black or transparent cable

RECOMMENDED BULBS

120V - 60Hz

E26 Med. - Max. 1x100 W

E26 Med. - Max. 1x42 W

E26LED - Max. 1x13 W

upon request:

GU24 - Max. 1x23 W

OTHER TECHNICAL DATA

NET WEIGHT

4,6lb

PACKAGING

17x17x11,8in

9,7lb

ELECTRICAL FEATURES



CERTIFICATIONS

