

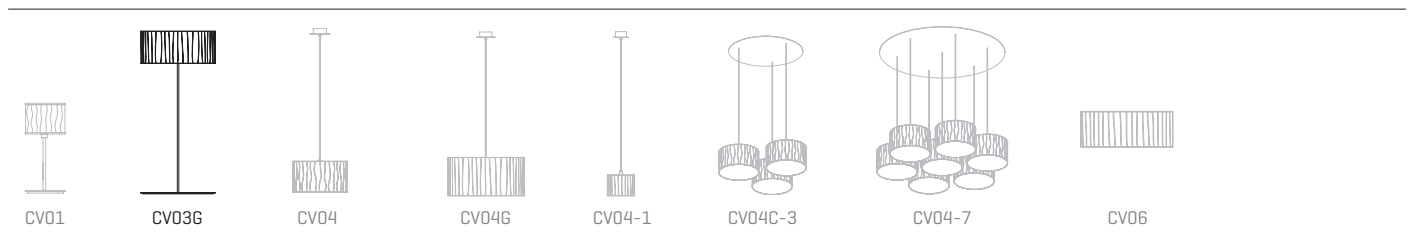
Curvas

ref. **CV03G**

Floor lamp



Curvas Collection




MATERIAL FINISHES

LAMPSHADE

TULIPA

Glass

One color to choose



SUPPORT AND CABLE

Painted steel and stainless steel


Black cable

Top diffuser included

Dimmable

RECOMMENDED BULBS

120V - 60Hz

 E26 Med. - Max. 4x100 W

 E26 Med. Dimmer - Max. 4x15W

OTHER TECHNICAL DATA

NET WEIGHT

27,6lb

PACKAGING

72,8x17,7x9,8in

24x24x13in

33,1lb

ELECTRICAL FEATURES



CERTIFICATIONS

