

EFFETTO SQUARE wall

EFFETTO 1 NARROW BEAM wall

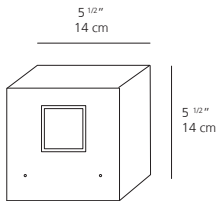


EMISSION
unilateral

LIGHT SOURCE
LED
4.6W >80 CRI
3000K

DIMMING FEATURE
standard non dimmable

DIMENSIONS



FINISH
■ white RAL9002
■ anthracite grey

CERTIFICATIONS
c.UL.us listed

EFFETTO 1 LARGE BEAM wall

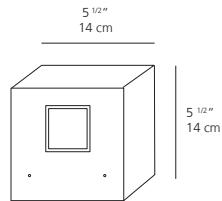


EMISSION
unilateral

LIGHT SOURCE
LED
4.6W >80 CRI
3000K

DIMMING FEATURE
standard non dimmable


DIMENSIONS



FINISH
■ white RAL9002
■ anthracite grey

CERTIFICATIONS
c.UL.us listed

EFFETTO 2 NARROW BEAMS wall

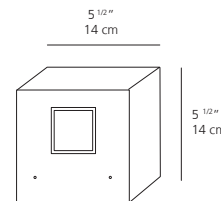


EMISSION
bilateral

LIGHT SOURCE
LED
7W >80 CRI
3000K

DIMMING FEATURE
standard non dimmable


DIMENSIONS



FINISH
■ white RAL9002
■ anthracite grey

CERTIFICATIONS
c.UL.us listed

EFFETTO 2 LARGE BEAMS wall

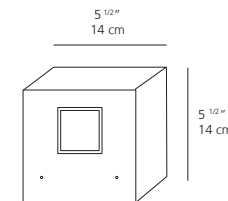


EMISSION
bilateral

LIGHT SOURCE
LED
7W >80 CRI
3000K

DIMMING FEATURE
standard non dimmable

DIMENSIONS




FINISH
■ white RAL9002
■ anthracite grey

CERTIFICATIONS
c.UL.us listed

EFFETTO SQUARE wall

EFFETTO 1 NARROW + 1 LARGE BEAM wall

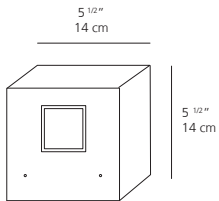


EMISSION
bilateral

LIGHT SOURCE
LED
7W >80 CRI
3000K

DIMMING FEATURE
standard non dimmable


DIMENSIONS



FINISH
■ white RAL9002
■ anthracite grey

CERTIFICATIONS
c.UL.us listed

EFFETTO 4 NARROW BEAMS wall

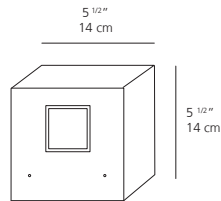


EMISSION
quadrilateral

LIGHT SOURCE
LED
11W >80 CRI
3000K

DIMMING FEATURE
standard non dimmable


DIMENSIONS



FINISH
■ white RAL9002
■ anthracite grey

CERTIFICATIONS
c.UL.us listed

EFFETTO 4 LARGE BEAMS wall

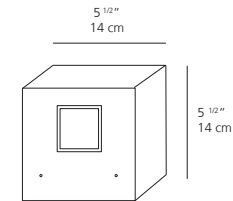


EMISSION
quadrilateral

LIGHT SOURCE
LED
11W >80 CRI
3000K

DIMMING FEATURE
standard non dimmable

DIMENSIONS



FINISH
■ white RAL9002
■ anthracite grey

CERTIFICATIONS
c.UL.us listed