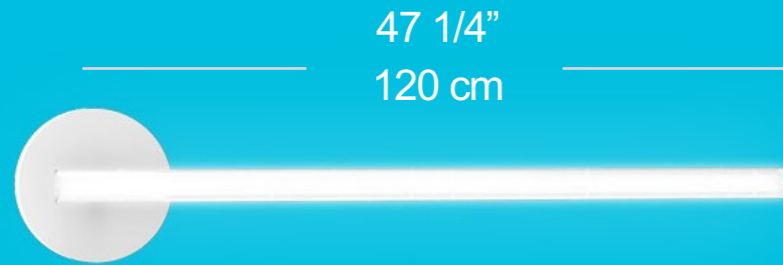



# NEW WALL/CEILING VERSION



47 1/4"  
120 cm

## LINEAR 120


3484 lumens  
35 watts



70 7/8"  
180 cm

## LINEAR 180

5226 lumens  
50 watts



94 1/2"  
240 cm

## LINEAR 240

6968 lumens  
63 watts

Materials: plastic material diffusing body, aluminum heatsink

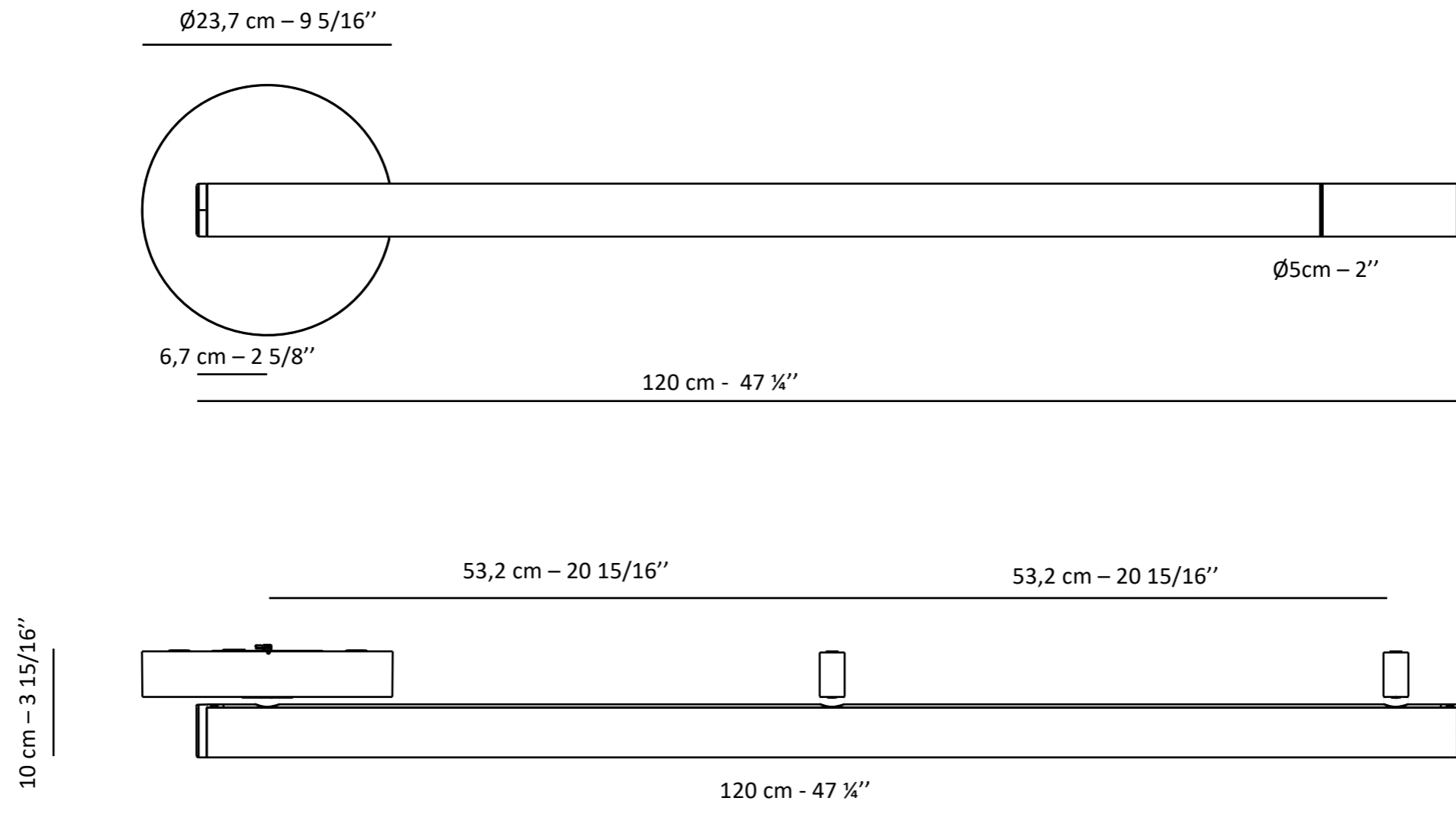
Colours: heat sink in anodized aluminum, tube in diffusing PMMA

# ALPHABET OF LIGHT WALL/CEILING








# ALPHABET OF LIGHT LINEAR WALL/CEILING



# ALPHABET OF LIGHT LINEAR W/C

## BIG

	Emission	Total Power	Flux
 Alphabet of light Linear 120	diffused light	35W	3484lm 3000K /3500K, CRI=80 Dimmable 2 wire / Dimmable 0-10
 Alphabet of light Linear 180	diffused light	50W	5226lm 3000K /3500K, CRI=80 Dimmable 2 wire / Dimmable 0-10
 Alphabet of light Linear 240	diffused light	68W	6968lm 3000K /3500K, CRI=80 Dimmable 2 wire / Dimmable 0-10