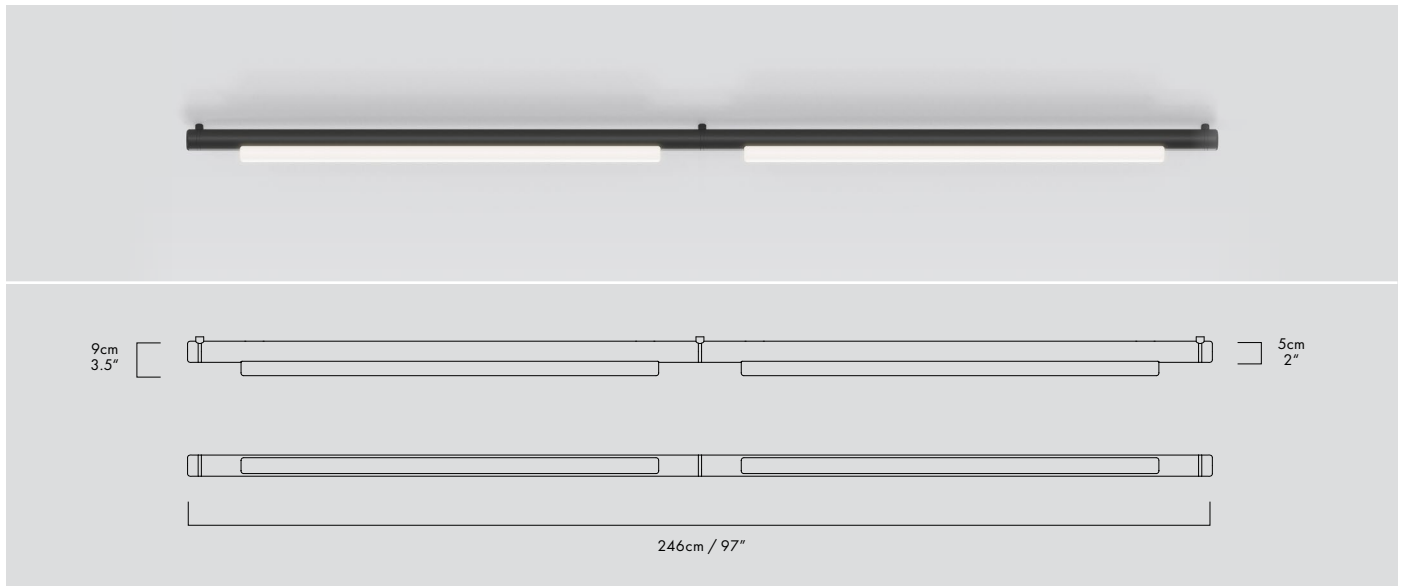


PIPELINE 125.2 – C/W

CEILING/WALL

MANUFACTURED IN CANADA

CAINE HEINTZMAN / 2021



PIP-125.2-CW-BK-27-MLV-120

DESCRIPTION

Space efficient, the surface mounted Pipeline provides accent lighting while becoming an integral element of the environment it is set in.

TYPE

Ceiling/Wall

DIMENSIONS

- Luminaire: 246 x 9 x 5cm / 97" x 3.5" x 2"

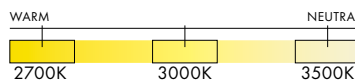
POWER TRIM OPTIONS

- Trimless (Mud-in or surface mount, remote power supply)
- * SEE INSTALL INSTRUCTIONS

TECHNICAL INFORMATION

- Input Voltage: 110–120V / 220–240V / 110–277V
- Integral LED source
- 34W @ 24V DC
- 47,000 hours life
- CRI 90+
- Controls: Phase dimming / 0–10 / DALI

COLOUR TEMPERATURE OPTIONS



CERTIFICATIONS




* APPLICATION: DRY INDOOR LOCATION ONLY

MATERIALS

- Aluminum
- Acrylic

FINISHES



FOR CUSTOM FINISHES, PLEASE INQUIRE.

SERIES	SIZE	TYPE	BODY FINISH	END CAP/JOINER	CCT	PS	VOLTAGE IN
PIP	125.2	CW	<input type="checkbox"/> BK (BLACK) <input type="checkbox"/> WH (WHITE) <input type="checkbox"/> RA (RAW) <input type="checkbox"/> BR (BRASS) <input type="checkbox"/> CP (COPPER)	<input type="checkbox"/> BK (BLACK) <input type="checkbox"/> WH (WHITE) <input type="checkbox"/> BR (BRASS) <input type="checkbox"/> CP (COPPER)	<input type="checkbox"/> 27 (2700K) <input type="checkbox"/> 30 (3000K) <input type="checkbox"/> 35 (3500K)	<input type="checkbox"/> MLV <input type="checkbox"/> 010 <input type="checkbox"/> DAL	<input type="checkbox"/> 120 <input type="checkbox"/> 230 <input type="checkbox"/> 277