

# Top

Design by Ramos & Bassols.

## Reference

**1154.**

## Application

Wall Fixtures

## Installation type

Surface mounted

## Description

Top is a wall lamp that comes in a range of balanced colors that help to create very warm atmospheres. The Top collection offers indirect light that is confined within its diameter, forming a contrast with the outer part of the lamp.

## Diffuser

Aluminum diffuser

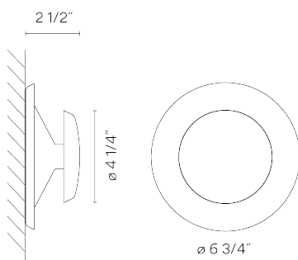
## Materials

Body: Aluminum  
Diffuser: Aluminum  
Plate: Steel

## Finishes

-  **1154-10** White (NCS S 0300-N)
-  **1154-36** Soft Pink (NCS S 1010-Y50R)
-  **1154-40** Blue L1 (NCS S 3010-B)
-  **1154-47** Green L1 (NCS S 4005-G80Y)

## Sketch



## Electrical characteristics

1 x LED PLATE 5,5W 150mA



Total 5.5 W

# VIBIA



**Light source:** 2700K CRI >90 550 lm 100 lm/W

**Fixture:** 263.64 lm 36 lm/W

**Driver included:** CC - Constant Current 150 mA 100~240V 50/60Hz

**Electronic dimming:** NO DIMMING

**Remote dimming:** 1-10V or DALI or Lutron ECO

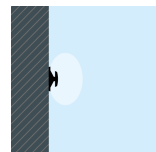
## Installation and assembly

Please see the installation manual

## Light distribution

### Indirect lighting

Lamp that emits an upward or backward beam that is reflected by the ceiling or wall.



## Photometric data

Efficiency : 38.37 lm/W

Coordinate system : CG

Total flux : 263,64lm

Maximum value : 53,87cd

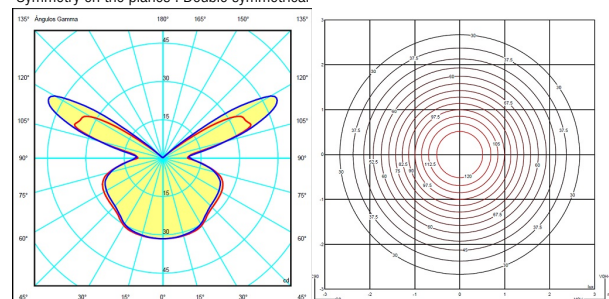
Light position : C=60.00 G=117.50

Symmetry on the planes : Double symmetrical

Isolux : Floor

Light position :

X=0.00m Y=0.00m Z=2.50m



## Certificates

