

SUITE

Design by Jordi Vilardell & Meritxell Vidal.

VIBIA

Reference

6045.

Application

Wall Fixtures

Installation type

Surface mounted

Description

Suite is a wall lamp that boasts different functions, where matter and light are integrated into a single body. Suite houses a stand as well as LED lighting. Designed by Jordi Vilardell & Meritxell Vidal. Available in two finishes: dark brown and white. Both come with Mink (Pantone 407C) reading light shade.

Diffuser

Polycarbonate diffuser

Materials

Body: Aluminum
Diffuser: Polycarbonate
Shade: Aluminum

Finishes

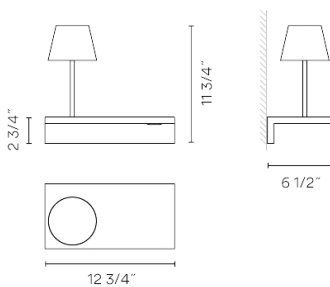


6045-14 Dark chocolate matte lacquer (RAL 8019)



6045-93 White (RAL 9016)


Sketch



Electrical characteristics

1 x LED STRIP 24V 1.63W
AND
1 x LED 4.5W 350mA

Total 6.1 W



Light source: 2700K CRI >80 622 lm 101 lm/W

Driver included: CC/CV 350 mA 120V 60Hz

Electronic dimming: NO DIMMING

Technical characteristics

- LED on/off switch under the shelf
- Reading light mounted on shelf
- Reading light matt mink lacquer Pantone 407C matt

Installation and assembly

Please see the installation manual

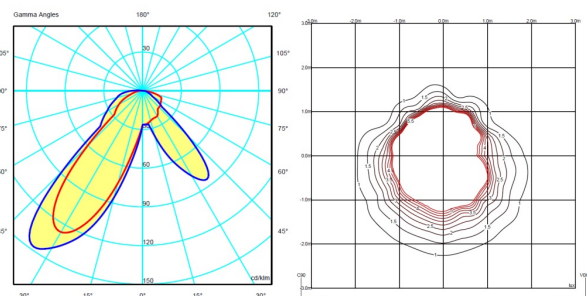
Light distribution

Reading

Lamp having a light beam whose main function is to supply sufficient light for reading.



Photometric data



Certificates



SUITE

Design by Jordi Vilardell & Meritxell Vidal.

Reference

6046.

Application

Wall Fixtures

Installation type

Surface mounted

Description

Suite is a wall lamp that boasts different functions, where matter and light are integrated into a single body. Suite houses a stand as well as LED lighting. Designed by Jordi Vilardell & Meritxell Vidal. Available in two finishes: dark brown and white. Both come with Mink (Pantone 407C) reading light shade.

Diffuser

Polycarbonate diffuser

Materials

Body: Aluminum
Diffuser: Polycarbonate
Shade: Aluminum

Finishes

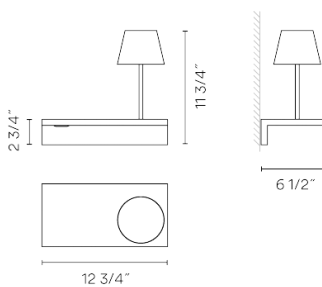


6046-14 Dark chocolate matte lacquer (RAL 8019)



6046-93 White (RAL 9016)

Sketch




Electrical characteristics

1 x LED STRIP 24V 1.63W
AND
1 x LED 4.5W 350mA

Total 6.1 W



VIBIA



Light source: 2700K CRI >80 622 lm 101 lm/W

Driver included: CC/CV 350 mA 120V 60Hz

Electronic dimming: NO DIMMING

Technical characteristics

- LED on/off switch under the shelf
- Reading light mounted on shelf
- Reading light matt mink lacquer Pantone 407C matt

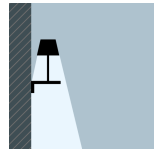
Installation and assembly

Please see the installation manual

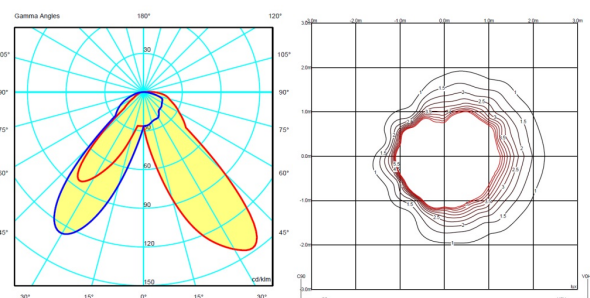
Light distribution

Reading

Lamp having a light beam whose main function is to supply sufficient light for reading.



Photometric data



Certificates




425 Peachtree Hills Ave. NE #3 Atlanta, GA 30305
404.876.1064 sales@illumco.com