

# SOLIS PENDANT

## DESCRIPTION

Solis is an innovatively simple and elegant suspension lamp that can be used as a pendant, hung from a wall, or as a freestanding portable luminaire to create a distinctive ambiance. The resulting piece is an engaging blend of light and shadow, casting shimmering rays and radiating patterns onto a space.

## FIXTURE TYPE

Pendant

## LIGHT SOURCE

(1) 3000K E26 base 60W PAR30 NSP halogen bulb:  
1090lm  
LED equivalent available upon request

## PRODUCT CODES

Solis 24 (White):	SOLI 24 WHT
Solis 24 (Black):	SOLI 24 BLK
Solis 24 (Brown):	SOLI 24 BRN
Solis 24 (Silver):	SOLI 24 SLV
Solis 48 (White):	SOLI 48 WHT
Solis 48 (Black):	SOLI 48 BLK
Solis 48 (Brown):	SOLI 48 BRN
Solis 48 (Silver):	SOLI 48 SLV
Solis 72 (White):	SOLI 72 WHT
Solis 72 (Black):	SOLI 72 BLK
Solis 72 (Brown):	SOLI 72 BRN
Solis 72 (Silver):	SOLI 72 SLV
Solis Wall Plate Cover:	SOLI WALL HW CVR



## FINISHES



## LIGHT CONTROL

Full range dim (in-line slide dimmer)  
Can be hard-wired

## FEATURES

Ships flat-packed  
Full-range dim

## SPECIFICATIONS

Voltage: 120V or 240V 50/60Hz  
Fire retardant polyester fabric  
Cable length: 16' (488cm) (Field Cuttable)  
1 year warranty

## CERTIFICATIONS



UL listed components

## PACKAGING WEIGHT AND DIMENSIONS

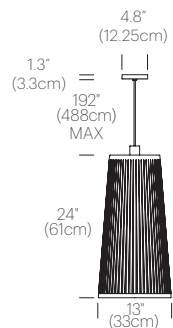
Solis 24/48/72:	8.6LBS	14.5" X 13.5" X 8.5"
	3.9KGS	37cm X 34cm X 22cm

## NOTES

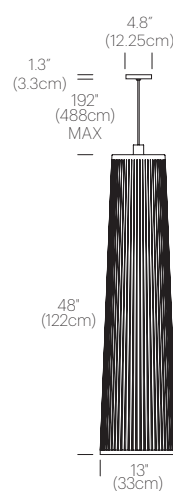
Custom requests can be considered on volume orders

## DIMENSIONS


SOLIS 24



SOLIS 48



SOLIS 72



# SOLIS CHANDELIER

## DESCRIPTION

Solis is an innovatively simple and elegant suspension lamp that can be hung in groupings of 3 and 5 fixtures to create a striking composition. The resulting piece is an engaging blend of light and shadow, casting shimmering rays and radiating patterns onto a space.

## FIXTURE TYPE

Chandelier

## LIGHT SOURCE

(1) 3000K E26 base 60W PAR30 NSP halogen bulb:  
1090lm per lamp  
LED equivalent available upon request

## PRODUCT CODES

Solis 24 (White):	SOLI 24 WHT
Solis 24 (Black):	SOLI 24 BLK
Solis 24 (Brown):	SOLI 24 BRN
Solis 24 (Silver):	SOLI 24 SLV
Solis 48 (White):	SOLI 48 WHT
Solis 48 (Black):	SOLI 48 BLK
Solis 48 (Brown):	SOLI 48 BRN
Solis 48 (Silver):	SOLI 48 SLV
Solis 72 (White):	SOLI 72 WHT
Solis 72 (Black):	SOLI 72 BLK
Solis 72 (Brown):	SOLI 72 BRN
Solis 72 (Silver):	SOLI 72 SLV
26" Chandelier Canopy:	CHND CAN 26

## LIGHT CONTROL

Hard-wired

## FEATURES

Ships flat-packed  
Full-range dim

## SPECIFICATIONS

Voltage: 120V or 240V 50/60Hz  
Fire retardant polyester fabric  
Cable length: 16' (488cm) (Field Cuttable)  
1 year warranty

## CERTIFICATIONS



UL listed components

## PACKAGING WEIGHT AND DIMENSIONS

Solis 24/48/72:	8.6LBS	14.5" X 13.5" X 8.5"
	3.9KGS	37cm X 34cm X 22cm
Chandelier canopy 26":	30LBS	32" X 32" X 6"
	13.6KGS	81cm X 81cm X 15cm

## NOTES

Custom requests can be considered on volume orders

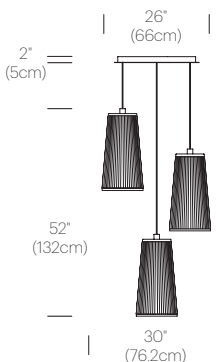


## FINISHES

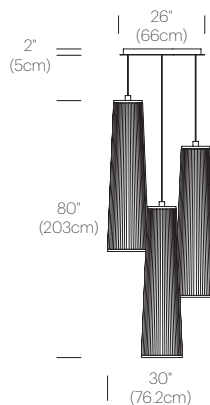


## DIMENSIONS

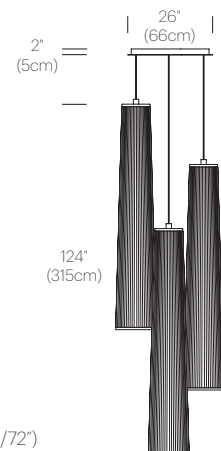
SOLIS CHANDELIER 3 (24")



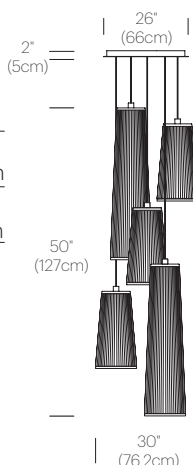
SOLIS CHANDELIER 3 (48")



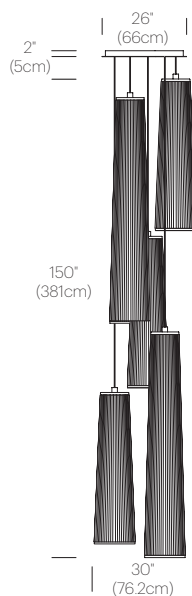
SOLIS CHANDELIER 3 (72")



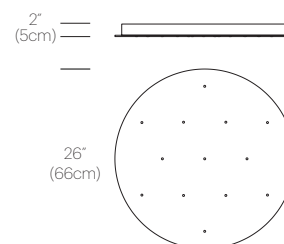
SOLIS CHANDELIER 5 (24"/48")



SOLIS CHANDELIER 5 (48"/72")



CHANDELIER CANOPY 26"



Pablo

**illuminations**

425 Peachtree Hills Ave. NE #3 Atlanta, GA 30305  
404.876.1064 sales@illumco.com