



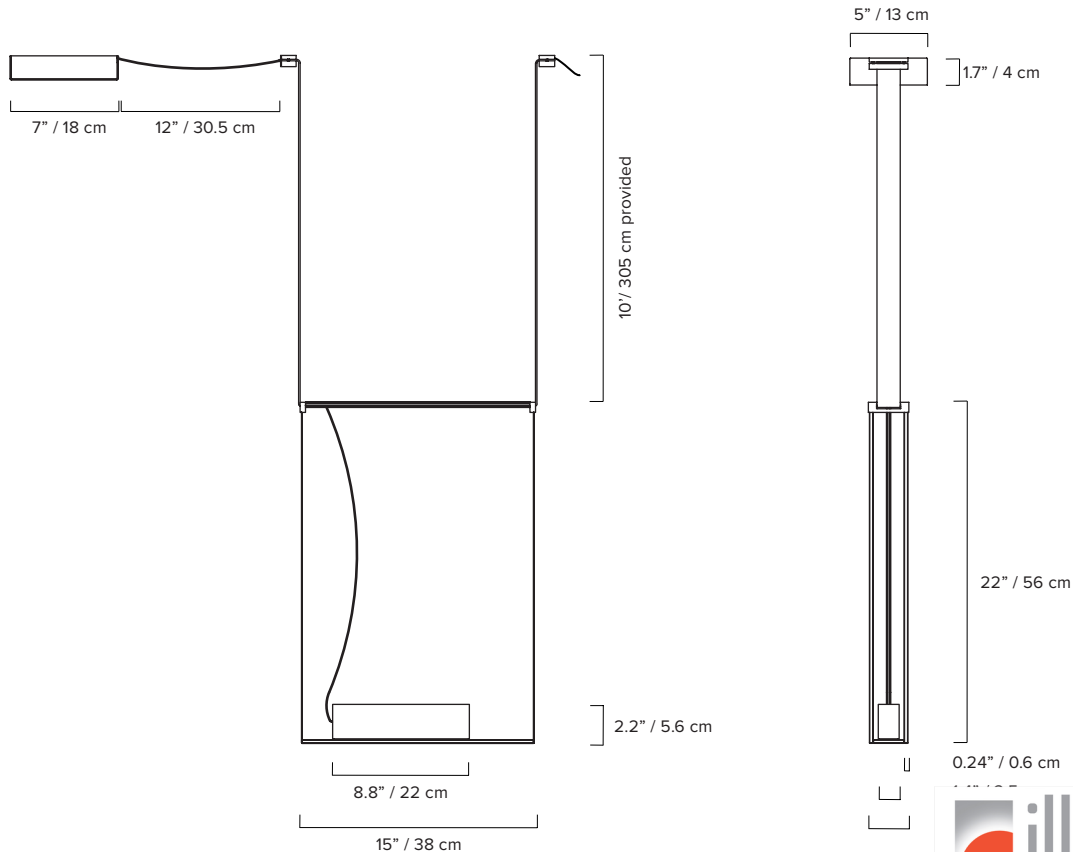




SAINTE ATELIER 03

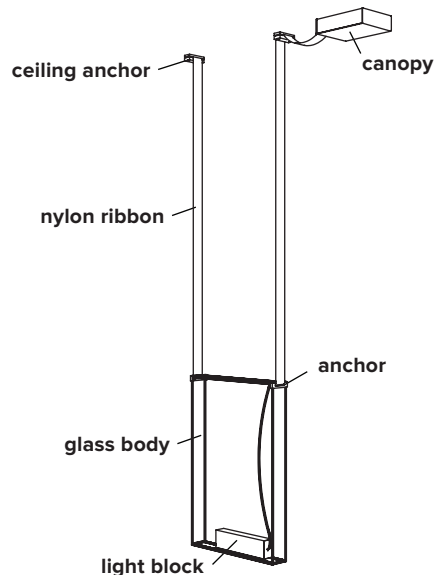
Sainte is a collection about the forces that anchor us, a suspension light in dialogue with gravity. Reimagining the rectangle in layered, colourful glass, Sainte offers an elegant floating mass supported by robust nylon ribbons. Powered by a flat wire embedded in the nylon, these anchors carry a casual, contemporary spirit: an everyday material flirting with its graceful, minimalist centre. The form can suspend from any height, at a specified angle, and in multiples, offering infinite architectures and possibilities. As a collection, it presents a dance of contrasting materials and an equilibrium of opposing powers.

- type:** suspension
- construction:** aluminum polished light block, glass anchor system and ceiling anchors
polyester laminated glass (one side)
nylon ribbon
PMMA frosted diffuser
- specifications:** source: LED array, integrated
power consumption: 7.9W
colour temperature 2700K, 3000K, dim to warm.
see order guide
lumen output: 2700K - 359lm
colour rendering index: ≥ 90 CRI
colour consistency: 3 SDCM
expected lifetime: $\geq 50\ 000$ h
- control:** 120-277V: On/Off, 0-10V, Phase Dimming (120V only)
220-240V: On/Off, Phase Dimming, DALI
refer to our recommended list of dimmer models
- ribbon length:** 10' / 305 cm each side, width: 2" / 5 cm
- weight:** 18.3 lb / 8.2 kg
- certifications:**     IP20
- warranty:** 2 years

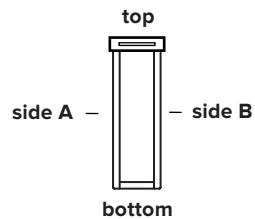


ORDER GUIDE: SKU

| COLLECTION | MODEL | COLOUR SIDE A | | COLOUR SIDE B | |
|------------|-----------|---------------|-------------------------------|-------------------------------|--|
| STE | sainte | 03 | BK black | BK black | |
| | | | BZ bronze | BZ bronze | |
| | | | CO cognac | CO cognac | |
| | | | DV dove | DV dove | |
| | | | EC extra clear | EC extra clear | |
| | | | FC frosted extra clear | FC frosted extra clear | |
| | | | GG grass green | GG grass green | |
| | | | GN green | GN green | |
| | | | GY grey | GY grey | |
| | | | PL plum | PL plum | |
| | | | RU ruby | RU ruby | |
| | | | CC* custom colour | CC* custom colour | |
| STE | 03 | BK | BK | | |



| NYLON RIBBON | CANOPY | COLOUR TEMPERATURE (CCT) | CONTROL |
|-----------------|-----------------|--|-------------------------------------|
| BK black | BK black | WL warm light (2700K) | ZT 0-10V dimming (120V only) |
| BG beige | WH white | NL neutral light (3000K) | PH phase dimming |
| | | D27 dim to warm (2700K to 2200K) | DA DALI (220-240V only) |
| | | D30 dim to warm (3000K to 2200K) | |
| | | CCT Other CCT available upon request* | |
| BK | BK | WL | ZT |

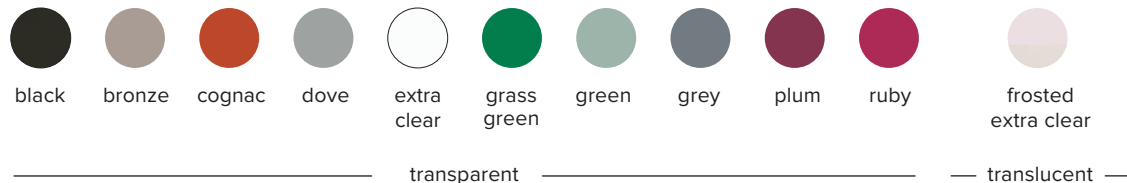


Top and bottom are always ultraclear and not available in colour

ZT = STE03BKKBKKBKWLZT
example

*Specific CCT selection only available in 100K increments, from 2200K to 4000K inclusively. Not available with Dim-to-Warm feature.

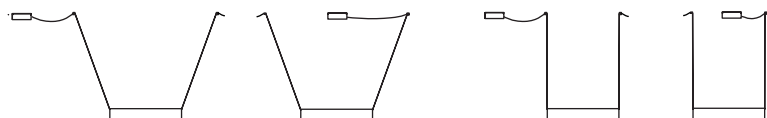
GLASS BODY (*Custom colours available upon request)



NYLON RIBBON



MOUNTING OPTIONS



Must be installed at 20 degrees or less.

TESTED DIMMER COMPATIBILITY LIST - 120V*

Phase cut dimming (leading edge or trailing edge**)

| Dimmer brand | Model | Max level | Min level | Dimming Protocol |
|--------------|------------|-----------|-----------|------------------|
| Cooper/Eaton | DAL06P | 100% | 0% | Phase Cut |
| Cooper/Eaton | DLC03P | 100% | 0% | Phase Cut |
| Cooper/Eaton | SLC03P | 100% | 4% | Phase Cut |
| Leviton | IPE04-1LZ | 100% | 5% | Phase Cut |
| Leviton | IPI06-1LZ | 100% | 0% | Phase Cut |
| Leviton | VPE06-1LZ | 100% | 7% | Phase Cut |
| Lutron | DVCL-153P | 100% | 0% | Phase Cut |
| Lutron | DVELV-303P | 100% | 4% | Phase Cut |
| Lutron | FAELV-500 | 100% | 10% | Phase Cut |
| Lutron | MAELV-600 | 100% | 9% | Phase Cut |
| Lutron | SELV-300P | 100% | 5% | Phase Cut |
| Lutron | TGCL-153P | 100% | 4% | Phase Cut |

TESTED DIMMER COMPATIBILITY LIST - 230V*

Phase cut dimming (leading edge or trailing edge**)

| Dimmer brand | Model | Max level | Min level | Dimming Protocol |
|--------------|------------|-----------|-----------|------------------|
| Busch-Jaeger | 6523U | 100% | 0.1% | Phase Cut |
| CLIPSAL | 32E450TM | 100% | 3.0% | Phase Cut |
| Diginet | MEDM | 100% | 0.0% | Phase Cut |
| Diginet | MMDM/PB | 100% | 0.0% | Phase Cut |
| ELKO | 315GLE | 100% | 1.7% | Phase Cut |
| Finder | 15.91.8 | 100% | 1.8% | Phase Cut |
| Gira | 117600/I01 | 100% | 0.1% | Phase Cut |

Some dimmers require a minimum load, check specifications.

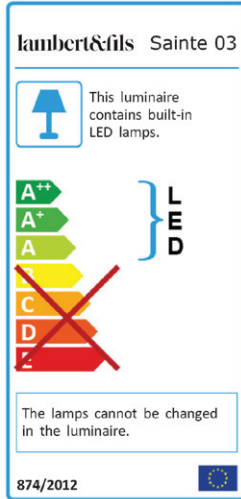
*Other dimmers that specify LED lamp compatibility may operate without issue.

We recommend conducting your own test before final installation.

**Leading edge is also known as TRIAC or Forward Phase.

Trailing edge is also known as ELV or Reverse Phase.

EU ENERGY LABEL



NOTES:

- must be installed by an electrician
- LED may only be changed by Lambert & Fils or other authorized personnel
- not protected against liquids (refer to IP20)
- additional charges for modifications or for special orders
- please refer to maintenance sheet on website for cleaning instructions