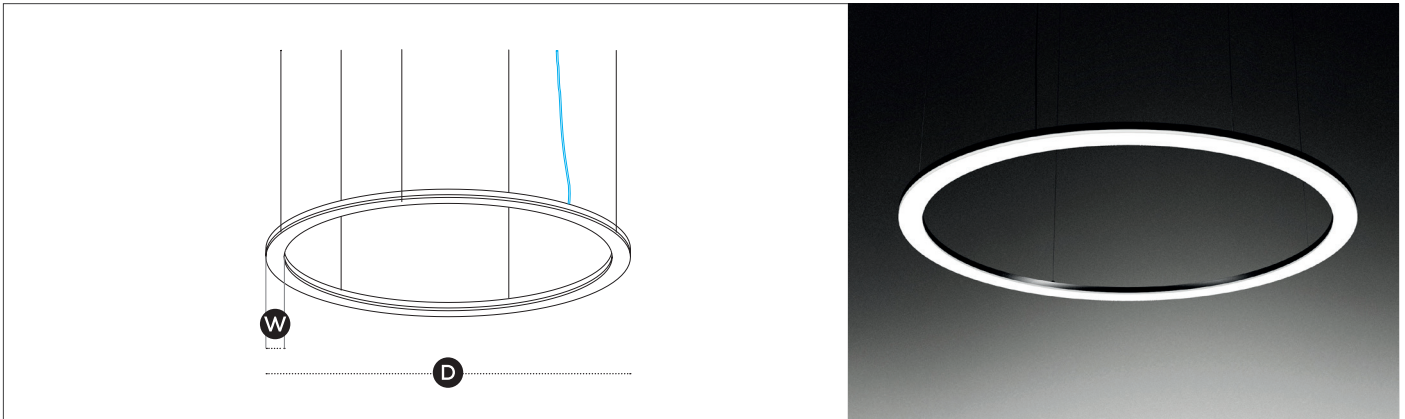




ECLIPSE 50

FOLIO®



ELECTRICAL SPECS.

Voltage:
 Driver - transformer:
 Consumption P1:
 Consumption P2:
 Dimmability:

24 V DC
 AC/DC 24 V
 63 W
 119 W
 DMX, DALI, 1-10 V (with PWM) and Potentiometer (with PWM)

PHYSICAL SPECS.

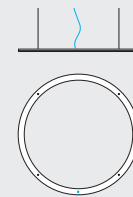
Thickness:
 Weight:
 Materials:
 Size:

 Number of susp. cables:



0.90 in
 13.2 lb
 Acrylic (PMMA) - Aluminium
 1.97 in
 Ø 39.37 in
 4

Ø 39.37 in



LED


Luminous flux output P1:
 Luminous flux output P2:
 LED color temp. (CCT):
 Color rendering index:
 LED positioning:

1540 lm
 2800 lm
 2700 K, 3000 K, 4000 K
 RA min. 90 - R9 min. 50
 On the external perimeter and/or the internal perimeter

GENERAL SPECS.

Mounting:
 Environment of use:
 Estimated LED Lifespan:
 Warranty:

Ceiling, suspended
 Indoor
 50,000 hours
 2 years

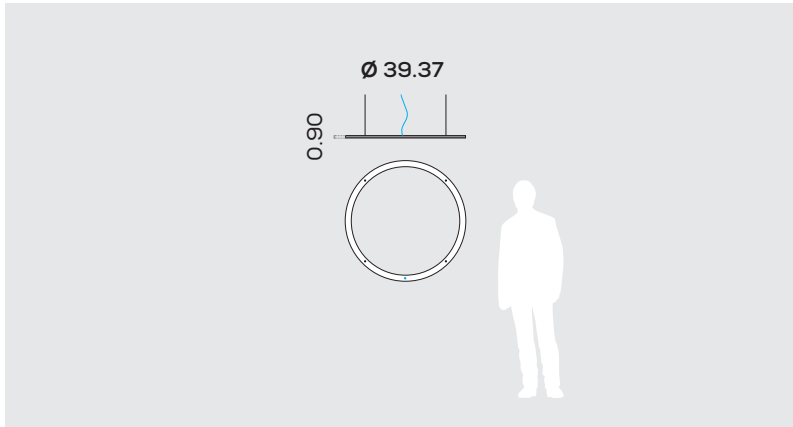
 **illuminations**
 425 Peachtree Hills Ave. NE #3 Atlanta, GA 30305
 404.876.1064 sales@illumco.com



ECLIPSE 50



SIZES AND FINISHES



White ○ Black ●

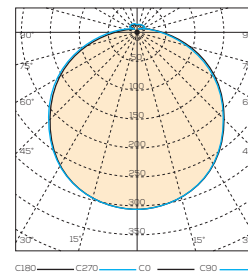
Available on request in different sizes and special finishes.

Product code see Eclipse brochure pag. 15

TECHNICAL DESCRIPTION

Eclipse is the series of FOLIO® products with circular frame, with a thickness of 0.90 in and diameters between 39.37 in and 78.74 in. LED panels with transparent methacrylate slab with microprism laser incision, 0.39 in opal diffuser (PMMA) and 0.51 in aluminum case. Single or double dimmable LED installed on the internal and/or external perimeter of the panel.

POLAR DIAGRAM [cd/klm]



APPLICATIONS

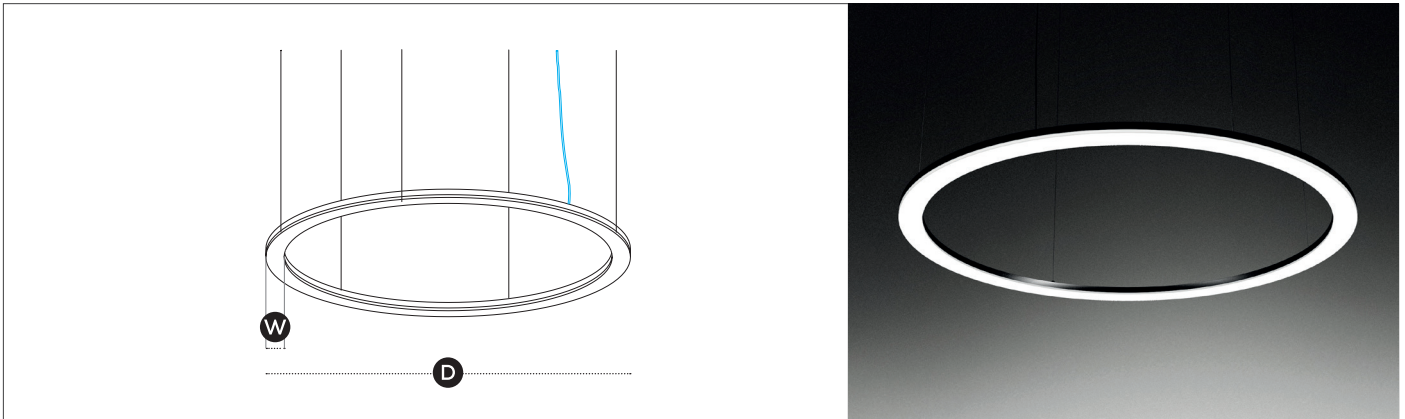



 425 Peachtree Hills Ave. NE #3 Atlanta, GA 30305
 404.876.1064 sales@illumco.com



ECLIPSE 100

FOLIO®



ELECTRICAL SPECS.

Voltage: 24 V DC
 Driver - transformer: AC/DC 24 V
 Consumption P1: 63 W
 Consumption P2: 113 W
 Dimmability: DMX, DALI, 1-10 V (with PWM) and Potentiometer (with PWM)

PHYSICAL SPECS.

Thickness: 0.90 in
 Weight: 26.45 lb
 Materials: Acrylic (PMMA) - Aluminium
 Size: **W** 3.94 in
D Ø 39.37 in
 Number of susp. cables: 4

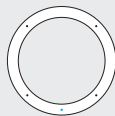
LED

Luminous flux output P1: 1760 lm
 Luminous flux output P2: 3200 lm
 LED color temp. (CCT): 2700 K, 3000 K, 4000 K
 Color rendering index: RA min. 90 - R9 min. 50
 LED positioning: On the external perimeter and/or the internal perimeter

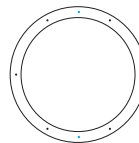
GENERAL SPECS.

Mounting: Ceiling, suspended
 Environment of use: Indoor
 Estimated LED Lifespan: 50,000 hours
 Warranty: 2 years

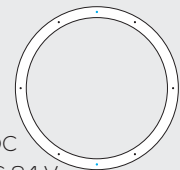
W 3.94
Ø 39.37 in



W 3.94
Ø 49.21 in



W 3.94
Ø 59.06 in



Voltage: 24 V DC
 Driver - transformer: AC/DC 24 V
 Consumption P1: 79 W
 Consumption P2: 144 W
 Dimmability: DMX, DALI, 1-10 V (with PWM) and Potentiometer (with PWM)

Thickness: 0.90 in
 Weight: 33.07 lb
 Materials: Acrylic (PMMA) - Aluminium
 Size: **W** 3.94 in
D Ø 49.21 in
 Number of susp. cables: 6

Luminous flux output P1: 2200 lm
 Luminous flux output P2: 4000 lm
 LED color temp. (CCT): 2700 K, 3000 K, 4000 K
 Color rendering index: RA min. 90 - R9 min. 50
 LED positioning: On the external perimeter and/or the internal perimeter

Mounting: Ceiling, suspended
 Environment of use: Indoor
 Estimated LED Lifespan: 50,000 hours
 Warranty: 2 years

Voltage: 24 V DC
 Driver - transformer: AC/DC 24 V
 Consumption P1: 96 W
 Consumption P2: 176 W
 Dimmability: DMX, DALI, 1-10 V (with PWM) and Potentiometer (with PWM)

Thickness: 0.90 in
 Weight: 39.68 lb
 Materials: Acrylic (PMMA) - Aluminium
 Size: **W** 3.94 in
D Ø 59.06 in
 Number of susp. cables: 6

Luminous flux output P1: 2630 lm
 Luminous flux output P2: 4782 lm
 LED color temp. (CCT): 2700 K, 3000 K, 4000 K
 Color rendering index: RA min. 90 - R9 min. 50
 LED positioning: On the external perimeter and/or the internal perimeter

Mounting: Ceiling, suspended

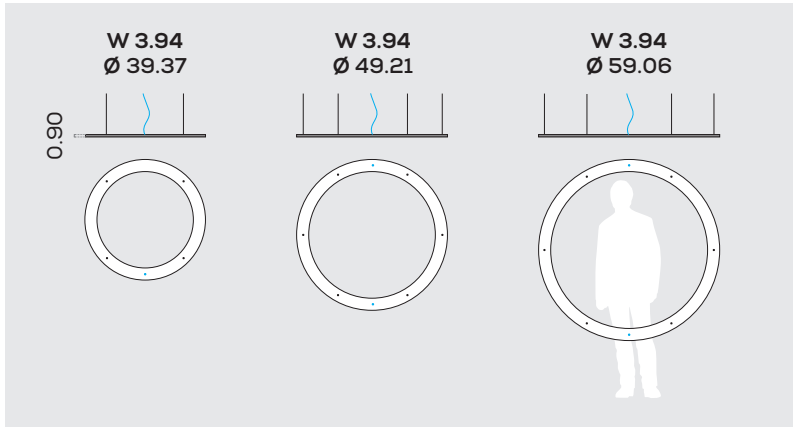
illuminaTIONS
 425 Peachtree Hills Ave. NE #3 Atlanta, GA 30305
 404.876.1064 sales@illumco.com



ECLIPSE 100



SIZES AND FINISHES



White ○ Black ●

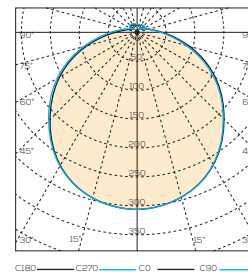
Available on request in different sizes and special finishes.

Product code see Eclipse brochure pag. 23

TECHNICAL DESCRIPTION

Eclipse is the series of FOLIO® products with circular frame, with a thickness of 0.90 in and diameters between 39.37 in and 78.74 in. LED panels with transparent methacrylate slab with microprism laser incision, 0.39 in opal diffuser (PMMA) and 0.51 in aluminum case. Single or double dimmable LED installed on the internal and/or external perimeter of the panel.

POLAR DIAGRAM [cd/klm]



APPLICATIONS

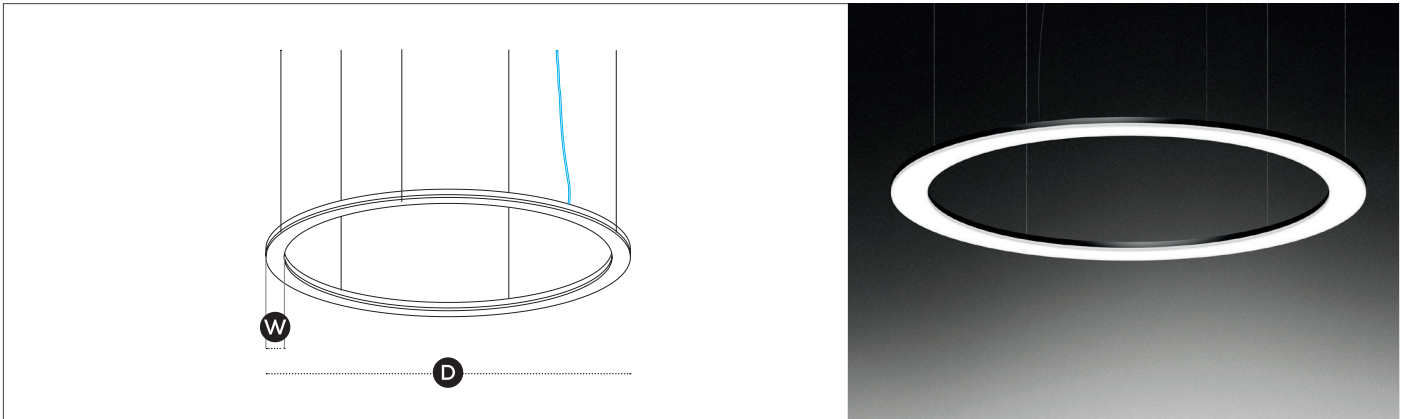


425 Peachtree Hills Ave. NE #3 Atlanta, GA 30305
404.876.1064 sales@illumco.com



ECLIPSE 150

FOLIO®



ELECTRICAL SPECS.

Voltage:
Driver - transformer:
Consumption P1:
Consumption P2:
Dimmability:

24 V DC
AC/DC 24 V
79 W
138 W
DMX, DALI, 1-10 V (with PWM)
and Potentiometer (with PWM)

24 V DC
AC/DC 24 V
94 W
176 W
DMX, DALI, 1-10 V (with PWM)
and Potentiometer (with PWM)

24 V DC
AC/DC 24 V
126 W
233 W
DMX, DALI, 1-10 V (with PWM)
and Potentiometer (with PWM)

PHYSICAL SPECS.

Thickness:
Weight:
Materials:
Size:
Number of susp. cables:



0.90 in
50.71 lb
Acrylic (PMMA) - Aluminium
5.91 in
Ø 49.21 in
6

0.90 in
59.52 lb
Acrylic (PMMA) - Aluminium
5.91 in
Ø 59.06 in
6

0.90 in
79.37 lb
Acrylic (PMMA) - Aluminium
5.91 in
Ø 78.74 in
6

LED

Luminous flux output P1:
Luminous flux output P2:
LED color temp. (CCT):
Color rendering index:
LED positioning:

2486 lm
4520 lm
2700 K, 3000 K, 4000 K
RA min. 90 - R9 min. 50
On the external perimeter and/
or the internal perimeter

2978 lm
5415 lm
2700 K, 3000 K, 4000 K
RA min. 90 - R9 min. 50
On the external perimeter and/
or the internal perimeter

3960 lm
7200 lm
2700 K, 3000 K, 4000 K
RA min. 90 - R9 min. 50
On the external perimeter and/
or the internal perimeter

GENERAL SPECS.

Mounting:
Environment of use:
Estimated LED Lifespan:
Warranty:

Ceiling, suspended
Indoor
50,000 hours
2 years

Ceiling, suspended
Indoor
50,000 hours
2 years

Ceiling, suspended

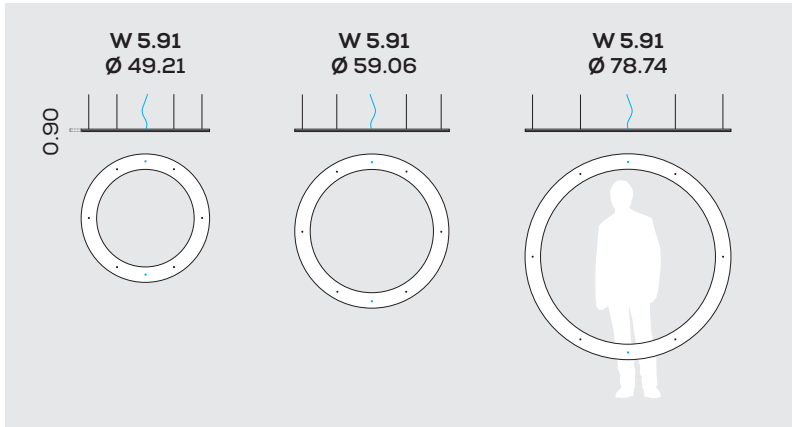
illuminaTIONS
425 Peachtree Hills Ave. NE #3 Atlanta, GA 30305
404.876.1064 sales@illumco.com



ECLIPSE 150



SIZES AND FINISHES



White ○ Black ●

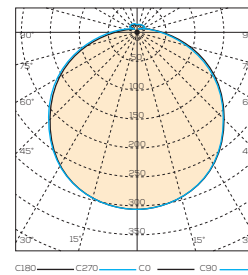
Available on request in different sizes and special finishes.

Product code see Eclipse brochure pag. 31

TECHNICAL DESCRIPTION


Eclipse is the series of FOLIO® products with circular frame, with a thickness of 0.90 in and diameters between 39.37 in and 78.74 in. LED panels with transparent methacrylate slab with microprism laser incision, 0.39 in opal diffuser (PMMA) and 0.51 in aluminum case. Single or double dimmable LED installed on the internal and/or external perimeter of the panel.

POLAR DIAGRAM [cd/klm]



APPLICATIONS

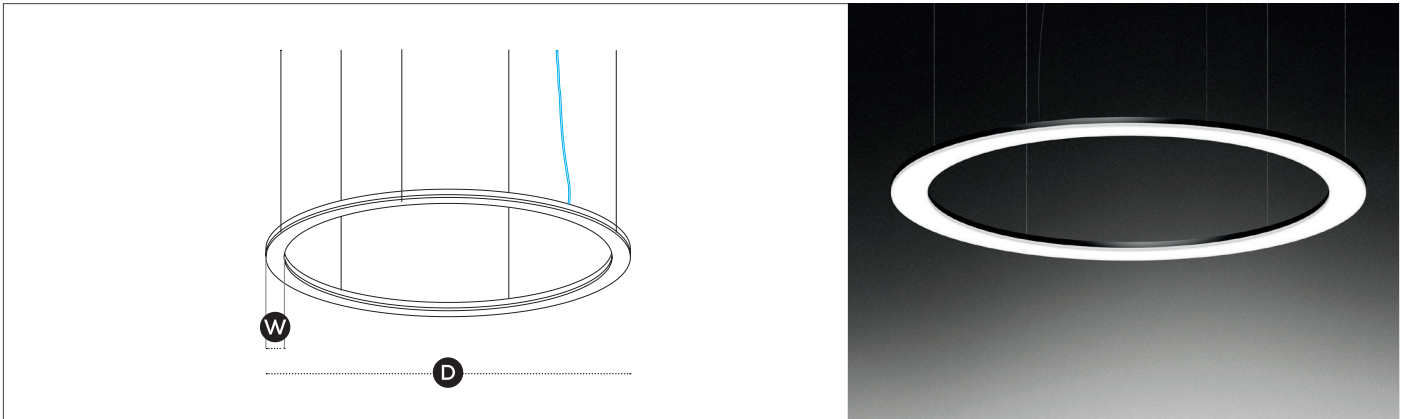


 **illumination**
 425 Peachtree Hills Ave. NE #3 Atlanta, GA 30305
 404.876.1064 sales@illumco.com



ECLIPSE 200

FOLIO®



ELECTRICAL SPECS.

Voltage:
 Driver - transformer:
 Consumption P1:
 Consumption P2:
 Dimmability:

24 V DC
 AC/DC 24 V
 126 W
 226 W
 DMX, DALI, 1-10 V (with PWM) and Potentiometer (with PWM)

PHYSICAL SPECS.

Thickness:
 Weight:
 Materials:
 Size:

 Number of susp. cables:

0.90 in
 105.82 lb
 Acrylic (PMMA) - Aluminium
 7.87 in
 Ø 78.74 in
 6

LED

Luminous flux output P1:
 Luminous flux output P2:
 LED color temp. (CCT):
 Color rendering index:
 LED positioning:

4125 lm
 7500 lm
 2700 K, 3000 K, 4000 K
 RA min. 90 - R9 min. 50
 On the external perimeter and/or the internal perimeter

GENERAL SPECS.

Mounting:
 Environment of use:
 Estimated LED Lifespan:
 Warranty:

Ceiling, suspended
 Indoor
 50,000 hours
 2 years

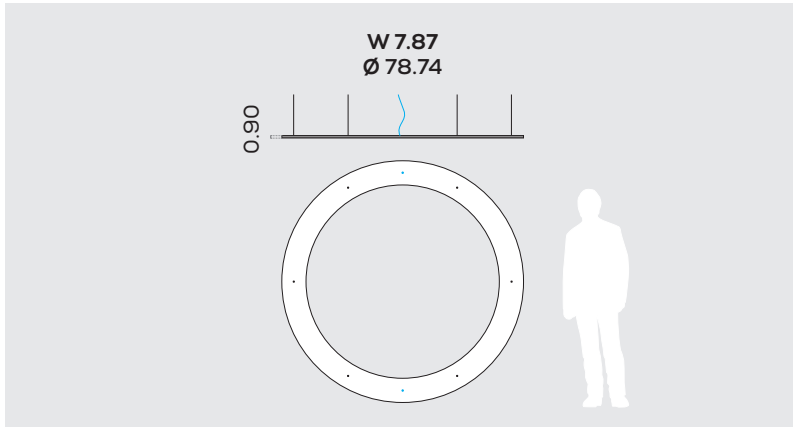

 425 Peachtree Hills Ave. NE #3 Atlanta, GA 30305
 404.876.1064 sales@illumco.com



ECLIPSE 200



SIZES AND FINISHES

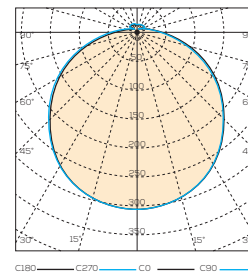


White Black

TECHNICAL DESCRIPTION

Eclipse is the series of FOLIO® products with circular frame, with a thickness of 0.90 in and diameters between 39.37 in and 78.74 in. LED panels with transparent methacrylate slab with microprism laser incision, 0.39 in opal diffuser (PMMA) and 0.51 in aluminum case. Single or double dimmable LED installed on the internal and/or external perimeter of the panel.

POLAR DIAGRAM [cd/klm]



Available on request in different sizes and special finishes.

Product code see Eclipse brochure pag. 37

APPLICATIONS



illuminations
 425 Peachtree Hills Ave. NE #3 Atlanta, GA 30305
 404.876.1064 sales@illumco.com