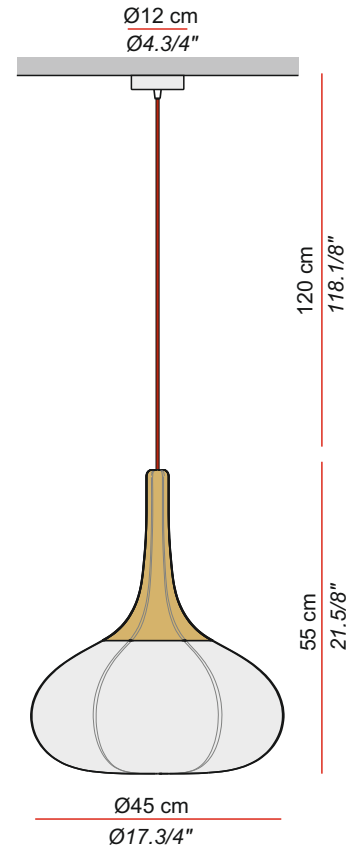


**Typology:** Suspension

**Description / Descripción**

**Suspension lamp. Satin polyethylene lampshade, with beech wood support. Red fabric cable and white canopy.**

*Modelo colgante.  
Pantalla de polietileno satinado translucido,  
con soporte de madera de haya.  
Cable textil rojo y florón blanco.*



**Light bulb / bombillas**

**Voltage:** 220-230V / 50-60Hz  
120V / 60Hz (USA)

**European version**

**SW.200** **A** 1 x E-27 FLC 25W  
**A+** 1 x E-27 LED 12W

**USA version**

**TUS.SW.200.01** 1 x 26W / CFL / GU-24 Base

1 x 26W / CFL / Medium base

**TUS.SW.200.02** 1 x 13W / LED / Medium base

1 x 43W / A19 / Medium base

*Bulbs not included / Bombillas no incluidas*

**Packaging / Embalaje**

1 box

50x50x50 cm / 0,13 m<sup>3</sup>  
20"x20"x20" / 5,3 ft<sup>3</sup>

Peso neto: 2,5 Kg  
Net weight: 6 lb

**Features & finishings / Características**

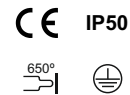
Lampshade / Pantalla: **Satin polyethylene** / Polietileno satinado

Support / Soporte: **Beech wood** / Madera Haya


Canopy / Florón: **White** / Blanco

Electrical cable / Cable eléctrico: **Red fabric cable** / Cable textil rojo

**Certifications:**



**USA Certifications:**



**Pending**