

## CT.001 / TUS.CT.001

### Description / Descripción

Typology: Pendant / Suspensión

Natural-colour porcelain hanging lamp and wall light with nickel ceiling rosette and black fabric cable.

Also available Circular or Linear white metal and black cable sets, with 3 or 5 units.

Lampara colgante y aplique en porcelana en color natural con soporte niquel y cable textil negro.

Tambien disponible en composicion circular o lineal en metal blanco y cable negro de 3 o 5 unidades

### Electrical characteristics

Características eléctricas

Voltage: 220-230V / 50-60Hz  
120V / 60Hz (USA)

#### European version

**CT.001** A+ 1 x E27 LED 12W


#### USA version

**TUS.CT.001** 1 x 9W / LED / Medium base / 120V

Bulbs not included / Bombillas no incluidas



### General measures / Medidas generales



### Packaging

Embalaje

1 box

32x32x25 cm / 0,03m<sup>3</sup>  
13"x13"x10" / 1 ft<sup>3</sup>

Peso neto: 1,5 Kg  
Net weight: 3,3 lb

### Materials and finish

Materiales y acabados

Lampshade **Porcelain**

Pantalla *Porcelana*

Canopy **Nickel**  
Florón *Niquel*

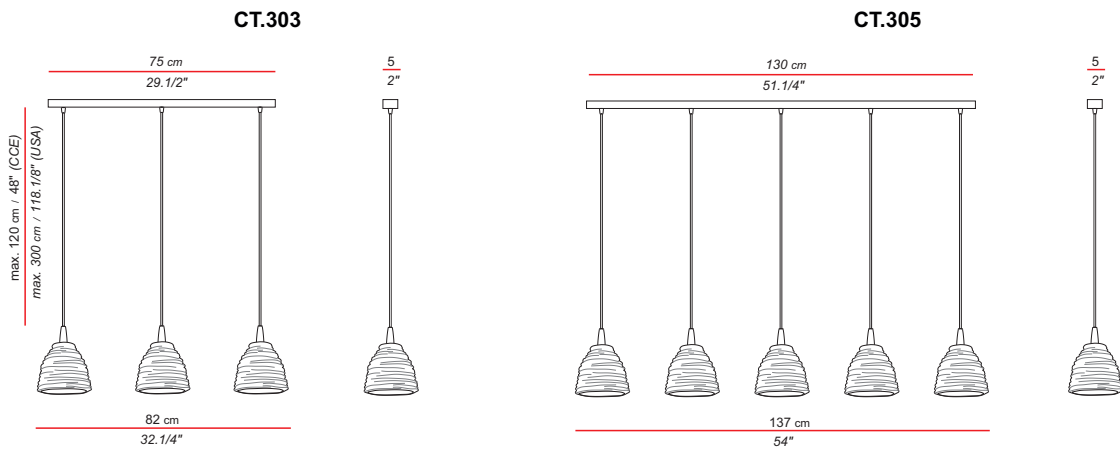
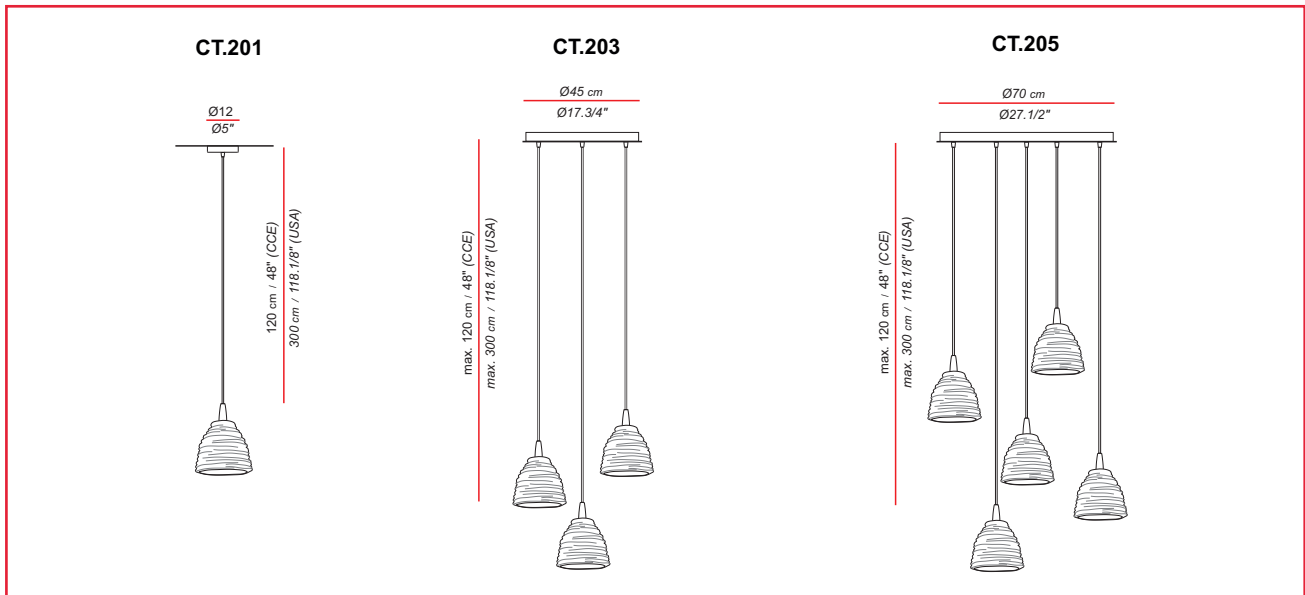
Electrical cable **Black fabric cable**  
Cable eléctrico *Cable textil negro*

### Certifications:



**IP20**

Light for indoor use only / Luminaria para uso interior



**Electrical characteristics**  
Características eléctricas

Voltage: 220-230V / 50-60Hz  
120V / 60Hz (USA)

European version

CT.201	A+	1 x E27 LED 5W
CT.203	A+	3 x E27 LED 5W
CT.205	A+	5 x E27 LED 5W
CT.303	A+	3 x E27 LED 5W
CT.305	A+	5 x E27 LED 5W

USA version

TUS.CT.201	1 x 9W LED Medium base / 120V
TUS.CT.203	3 x 9W LED Medium base / 120V
TUS.CT.205	5 x 9W LED Medium base / 120V
TUS.CT.303	3 x 9W LED Medium base / 120V
TUS.CT.305	5 x 9W LED Medium base / 120V

Bulbs not included / Bombillas no incluidas

**Packaging**  
Embalaje

<b>CT.201</b> 32x32x25 cm / 0,03m <sup>3</sup> 13"x13"x10" / 1 ft <sup>3</sup> Peso neto: 1,5 Kg Net weight: 3,3 lb	<b>CT.303</b> 64x64x25 cm / 0,11 m <sup>3</sup> 25"x25"x10" / 0,4 ft <sup>3</sup> Peso neto: 7Kg Net weight: 15,5 lb
<b>CT.203</b> 53x53x35 cm / 0,1 m <sup>3</sup> 21"x21"x14" / 3,5 ft <sup>3</sup> Peso neto: 7 Kg Net weight: 15,5 lb	<b>CT.305</b> 36x36x165 cm / 0,2 m <sup>3</sup> 14"x14"x65" / 0,7 ft <sup>3</sup> Peso neto: 10 Kg Net weight: 22 lb
<b>CT.205</b> 74x74x33 cm / 0,18 m <sup>3</sup> 29"x29"x13" / 6,5 ft <sup>3</sup> Peso neto: 10 Kg Net weight: 22 lb	

**Materials and finish**  
Materiales y acabados

Lampshade Pantalla	Porcelain Porcelana
Support Soporte	White lacquered metal Metálico lacado blanco
Electrical cable Cable eléctrico	Black fabric cable Cable textil negro

**Certifications:**



IP20

Light for indoor use only / Luminaria para uso interior

**illuminations**  
425 Peachtree Hills Ave. NE #3 Atlanta, GA 30305  
404.876.1064 sales@illumco.com