

CT.001 / TUS.CT.001

Description / Descripción

Typology: Pendant / Suspensión

Natural-colour porcelain hanging lamp and wall light with nickel ceiling rosette and black fabric cable.

Also available Circular or Linear white metal and black cable sets, with 3 or 5 units.

Lampara colgante y aplique en porcelana en color natural con soporte niquel y cable textil negro.

Tambien disponible en composicion circular o lineal en metal blanco y cable negro de 3 o 5 unidades

Electrical characteristics

Características eléctricas

Voltage: 220-230V / 50-60Hz
120V / 60Hz (USA)

European version

CT.001 1 x E27 LED 12W

USA version

TUS.CT.001 1 x 9W / LED / Medium base / 120V

Bulbs not included / Bombillas no incluidas

Packaging


Embalaje

1 box

32x32x25 cm / 0,03m³
13"x13"x10" / 1 ft³

Peso neto: 1,5 Kg
Net weight: 3,3 lb

General measures / Medidas generales



Materials and finish

Materiales y acabados

Lampshade **Porcelain**

Pantalla *Porcelana*

Canopy **Nickel**

Florón *Niquel*

Electrical cable **Black fabric cable**

Cable eléctrico *Cable textil negro*


Certifications:



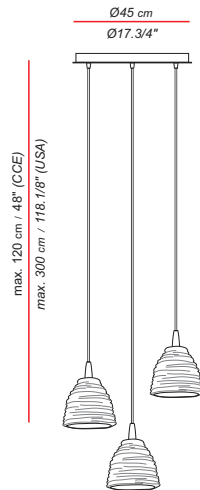
IP20

Light for indoor use only / Luminaria para uso interior

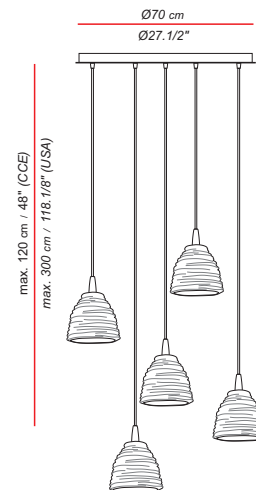
CT.201



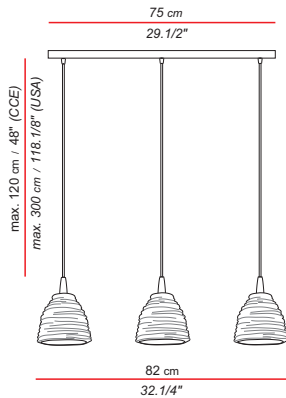
CT.203



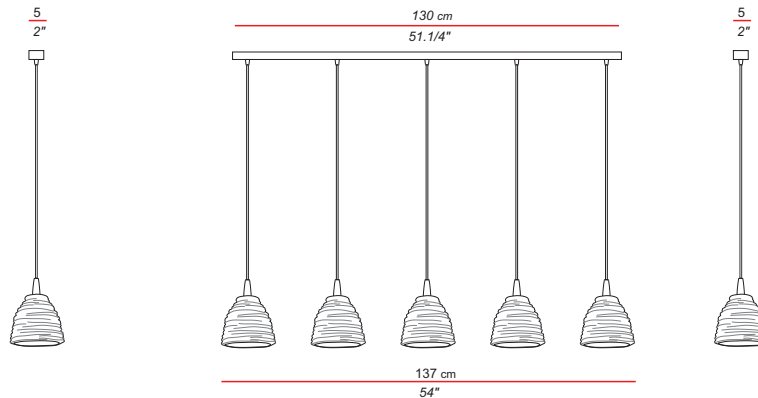
CT.205



CT.303



CT.305



Electrical characteristics
Características eléctricas

Voltage: 220-230V / 50-60Hz
120V / 60Hz (USA)

European version

CT.201	A+	1 x E27 LED 5W
CT.203	A+	3 x E27 LED 5W
CT.205	A+	5 x E27 LED 5W
CT.303	A+	3 x E27 LED 5W
CT.305	A+	5 x E27 LED 5W

USA version

TUS.CT.201	1 x 9W LED Medium base / 120V
TUS.CT.203	3 x 9W LED Medium base / 120V
TUS.CT.205	5 x 9W LED Medium base / 120V
TUS.CT.303	3 x 9W LED Medium base / 120V
TUS.CT.305	5 x 9W LED Medium base / 120V

Bulbs not included / Bombillas no incluidas

Packaging
Embalaje

CT.201

32x32x25 cm / 0,03m³
13"x13"x10" / 1 ft³

Peso neto: 1,5 Kg
Net weight: 3,3 lb

CT.203

53x53x35 cm / 0,1 m³
21"x21"x14" / 3,5 ft³

Peso neto: 7 Kg
Net weight: 15,5 lb

CT.205

74x74x33 cm / 0,18 m³
29"x29"x13" / 6,5 ft³

Peso neto: 10 Kg
Net weight: 22 lb

CT.303

64x64x25 cm / 0,11 m³
25"x25"x10" / 0,4 ft³

Peso neto: 7Kg
Net weight: 15,5 lb

CT.305

36x36x165 cm / 0,2 m³
14"x14"x65" / 0,7 ft³

Peso neto: 10 Kg
Net weight: 22 lb

Materials and finish
Materiales y acabados

Lampshade
Pantalla

Porcelain
Porcelana

Support
Soporte

White lacquered metal
Metálico lacado blanco

Electrical cable
Cable eléctrico

Black fabric cable
Cable textil negro

Certifications:



IP20

Light for indoor use only / Luminaria para uso interior

illuminations
425 Peachtree Hills Ave. NE #3 Atlanta, GA 30305
404.876.1064 sales@illumco.com