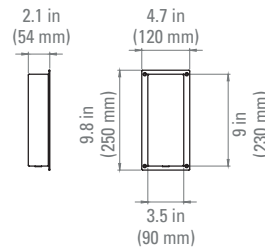
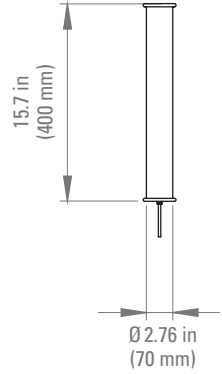




DRIVER BOX



ITT 360° US 400



IN THE TUBE 360° - 400

by Dominique Perrault & Gaëlle Lauriot-Prévost

TECHNICAL SHEET

North America standards

FICHE TECHNIQUE

normes Nord Américaines



WALL & PENDANT LAMP APPLIQUE & SUSPENSION

Materials	<p>Tube: borosilicate glass Waterproof stopper: black silicon and aluminium cast Adjustable collar: stainless steel Removable mesh: no mesh, gold or silver finish Fastenings: stainless steel Wire: black rubber</p>
Matériaux	<p>Tube: verre borosilicate Bouchon étanche: silicone et fonte d'aluminium noirs Collier de fixation: acier inoxydable Maille amovible: finitions doré, argenté ou sans maille Visserie: acier inoxydable Câble: caoutchouc noir</p>

Net weight **1,6kg**
Poids net

Use **Indoor / outdoor / bathroom**
Usage Intérieur / extérieur / salle de bain

Packaging **7.48 x 7.48 x 24.8 in**
Emballage 190 x 190 x 630 mm

IP **IP 65**

IK **IK 07**

Voltage	110V
Tension	
Class	1
Classe	
Watt	6W
Watt	
Source	LED INTEGRATED 2700K
Source	
Lumens output	180lm (with mesh) 180lm (avec maille)
Lumens	
Driver	Driver supplied (3.6 x 1.7 x 1 in) TRIAC dimmable 350 mA / 7W Driver fourni (92 x 43 x 25 mm) Dimmable TRIAC 350 mA / 7W
Driver	
Wire	Black rubber, length : 118 in Caoutchouc noir, longueur : 3 m
Câble	
Accessories included	2 Adjustable collars are included 2 Colliers de fixations fournis
Accessoires fournis	
Switch	NA
Interrupteur	
Plug	NA
Fiches	

MESH MAILLE



Gold

GOLD

IN THE TUBE 360° - 400

by Dominique Perrault & Gaëlle Lauriot-Prévost

TECHNICAL SHEET
North America standards

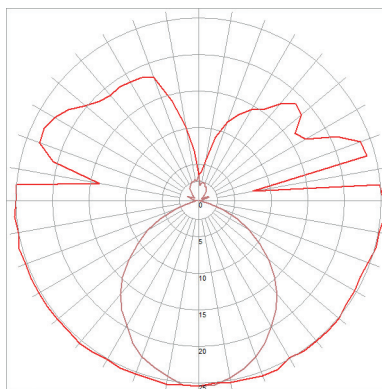
FICHE TECHNIQUE
normes Nord Américaines

PHOTOMETRIC DATA DONNÉES PHOTOMÉTRIQUES

Flux **180lm**
(with mesh · avec maille)

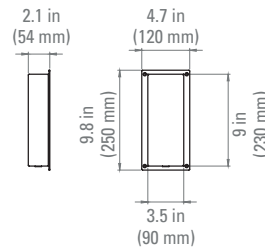
Tc

CRI

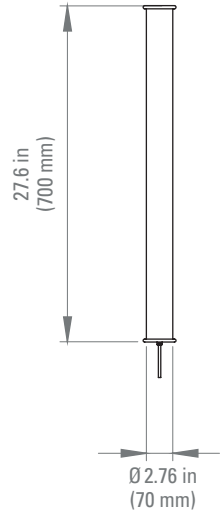




DRIVER BOX



ITT 360° US 700



IN THE TUBE 360° - 700

by Dominique Perrault & Gaëlle Lauriot-Prévost

TECHNICAL SHEET

North America standards

FICHE TECHNIQUE

normes Nord Américaines



WALL & PENDANT LAMP APPLIQUE & SUSPENSION

Materials	Tube: borosilicate glass Waterproof stopper: black silicon and aluminium cast Adjustable collar: stainless steel Removable mesh: no mesh, gold or silver finish Fastenings: stainless steel Wire: black rubber
Matériaux	Tube: verre borosilicate Bouchon étanche: silicone et fonte d'aluminium noirs Collier de fixation: acier inoxydable Maille amovible: finitions doré, argenté ou sans maille Visserie: acier inoxydable Câble: caoutchouc noir
Net weight Poids net	2,4 kg
Use Usage	Indoor / outdoor / bathroom Intérieur / extérieur / salle de bain
Packaging Emballage	7.48 x 7.48 x 37 in 190 x 190 x 940 mm
IP IP	65
IK IK	07

Voltage Tension	110V
Class Classe	1
Watt Watt	12W
Source Source	LED INTEGRATED 2700K
Lumens output Lumens	380lm (with mesh) 380lm (avec maille)
Driver Driver	Driver supplied (5.5 x 2.16 x 0.76 in) TRIAC dimmable 350 mA / 20W Driver fourni (140 x 55 x 19,5 mm) Dimmable TRIAC 350 mA / 20W
Wire Câble	Black rubber, length : 118 in Caoutchouc noir, longueur : 3 m
Accessories included Accessoires fournis	2 Adjustable collars are included 2 Colliers de fixations fournis
Switch Interrupteur	NA
Plug Fiches	NA

MESH MAILLE



Gold

GOLD

IN THE TUBE 360° - 700

by Dominique Perrault & Gaëlle Lauriot-Prévost

TECHNICAL SHEET
North America standards

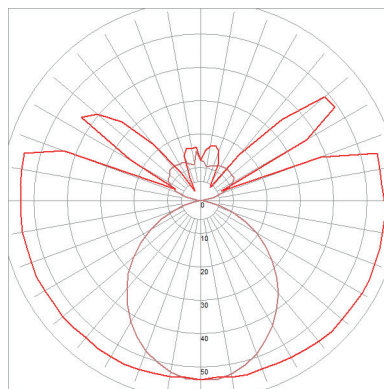
FICHE TECHNIQUE
normes Nord Américaines

PHOTOMETRIC DATA DONNÉES PHOTOMÉTRIQUES

Flux **380lm**
(with mesh · avec maille)

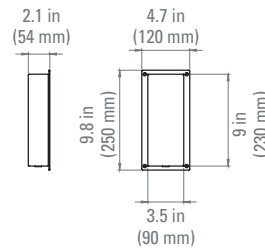
Tc

CRI

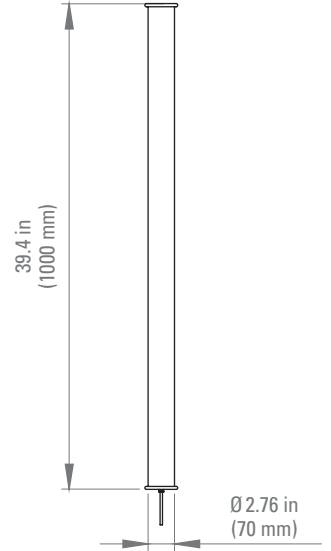




DRIVER BOX



ITT 360° US 1000



IN THE TUBE 360° - 1000

by Dominique Perrault & Gaëlle Lauriot-Prévost

TECHNICAL SHEET

North America standards

FICHE TECHNIQUE

normes Nord Américaines



WALL & PENDANT LAMP APPLIQUE & SUSPENSION

Materials	Tube: borosilicate glass Waterproof stopper: black silicon and aluminium cast Adjustable collar: stainless steel Removable mesh: no mesh, gold or silver finish Fastenings: stainless steel Wire: black rubber
Matériaux	Tube: verre borosilicate Bouchon étanche: silicone et fonte d'aluminium noirs Collier de fixation: acier inoxydable Maille amovible: finitions doré, argenté ou sans maille Visserie: acier inoxydable Câble: caoutchouc noir

Net weight **3 kg**
Poids net

Use **Indoor / outdoor / bathroom**
Usage Intérieur / extérieur / salle de bain

Packaging **7.48 x 7.48 x 53.54 in**
Emballage 190 x 190 x 1360 mm

IP IP **65**

IK IK **07**

Voltage	110V
Tension	
Class	1
Classe	
Watt	18W
Watt	
Source	LED INTEGRATED 2700K
Source	
Lumens output	570lm (with mesh)
Lumens	570lm (avec maille)
Driver	Driver supplied (7x2.36x1.37 in)
Driver	TRIAC dimmable 500 mA / 30W Driver fourni (180x60x35mm) Dimmable TRIAC 500 mA / 30W
Wire	Black rubber, length : 118in
Câble	Caoutchouc noir, longueur : 3m
Accessories included	2 Adjustable collars are included
Accessoires fournis	2 Colliers de fixations fournis
Switch	NA
Interrupteur	
Plug	NA
Fiches	

MESHES MAILLES



Silver

SIL



Gold

GOLD

IN THE TUBE 360° - 1000

by Dominique Perrault & Gaëlle Lauriot-Prévost

TECHNICAL SHEET
North America standards

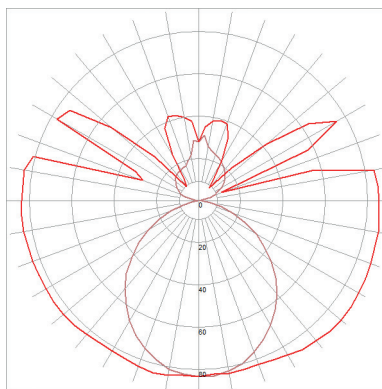
FICHE TECHNIQUE
normes Nord Américaines

PHOTOMETRIC DATA DONNÉES PHOTOMÉTRIQUES

Flux **570lm**
(with mesh · avec maille)

Tc

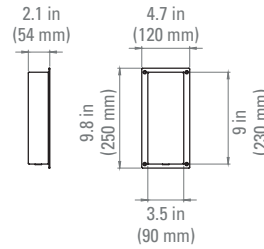
CRI





ITT 360° US 1600

DRIVER BOX



63.6 in
(1615 mm)

Ø 2.76 in
(70 mm)

IN THE TUBE 360° - 1600

by Dominique Perrault & Gaëlle Lauriot-Prévost

TECHNICAL SHEET North America standards

FICHE TECHNIQUE normes Nord Américaines



WALL & PENDANT LAMP APPLIQUE & SUSPENSION

Materials
Tube: **borosilicate glass**
Waterproof stopper: **black silicon and aluminium cast**
Adjustable collar: **stainless steel**
Removable mesh: **no mesh, gold or silver finish**
Fastenings: **stainless steel**
Wire: **black rubber**

Matériaux
Tube: verre borosilicate
Bouchon étanche: silicone et fonte d'aluminium noirs
Collier de fixation: acier inoxydable
Maille amovible: finitions doré, argenté ou sans maille
Visserie: acier inoxydable
Câble: caoutchouc noir

Net weight **4,4 kg**
Poids net

Use **Indoor / outdoor / bathroom**
Usage Intérieur / extérieur / salle de bain

Packaging **9 x 9 x 79.13 in**
Emballage 230 x 230 x 2010 mm

IP IP **65**

IK IK **07**

Voltage **110V**
Tension

Class **1**
Classe

Watt **32W**
Watt

Source **LED INTEGRATED 2700K**
Source

Lumens output **920lm (with mesh)**
Lumens 920lm (avec maille)

Driver **Driver supplied (7 x 2.36 x 1.37 in)**
Driver Driver fourni (180 x 60 x 35 mm)
TRIAC dimmable 900 mA / 36W
Dimmable TRIAC 900 mA / 36W

Wire **Black rubber, length : 118 in**
Câble Caoutchouc noir, longueur : 3 m

Accessories included **2 Adjustable collars are included**
Accessoires fournis 2 Colliers de fixations fournis

Switch **NA**
Interrupteur

Plug **NA**
Fiches

MESH MAILLE



Gold

GOLD

IN THE TUBE 360° - 1600

by Dominique Perrault & Gaëlle Lauriot-Prévost

TECHNICAL SHEET
North America standards

FICHE TECHNIQUE
normes Nord Américaines

PHOTOMETRIC DATA DONNÉES PHOTOMÉTRIQUES

Flux **920lm**
 (with mesh · avec maille)

Tc

CRI

