



US KWIC
S. & R. Cornelissen

Collection consisting of steel and aluminum ceiling/wall lamps, suspended and floor lamps with opaline blown glass diffuser. Available in two colours and two sizes. Built-in dimmable LED light source.

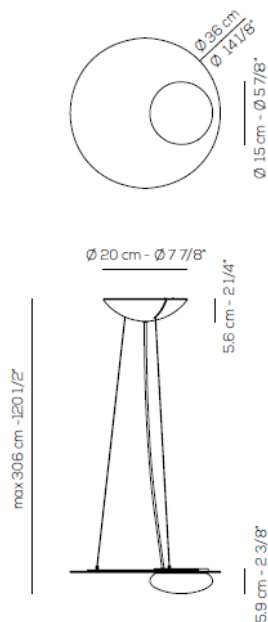
Typology: suspended

Ratings

- Built in **LED** module
- CCT 3000 K
- diffused beam
- Surface installation over holes
- Supply voltage ~110-240V
- Switch mode: on-off
- Aluminum-Steel body

lb 4.96 ft³ 2.29

Product code composition
KWIC / DRIVER INCLUDED



Type	Article	Colours	Finishings	Source
US	KWIC 36	NE intense black	XX	LED 18W - diffused beam 3000K*, 2700K
		BR transparent bronze		



DRY LOCATION

CRI>90



110-240V_{AC}

LED

~2151 lm*


~119 lm/W*

example composition code US KWIC 36 XX XX LED

Available colors



NE
Intense black



BR
Transparent bronze

EELc (Energy Efficiency Label compatibility) contain built in LED lamps that cannot be changed: A, A+, A++


USKWIC36 __ XXLED

CUSTOMER _____

NOTES _____

NOTICE: Luminous flux (lm) and efficacy (lm/W) for all built in LED luminaires is based on nominal ratings of the LED sources. Technical data could be subject to alteration without notice. Axo Light does not provide legal guarantee for the accuracy of this data sheet.

illuminations
425 Peachtree Hills Ave. NE #3 Atlanta, GA 30305
404.876.1064 sales@illumco.com



US KWIC
S. & R. Cornelissen

Collection consisting of steel and aluminum ceiling/wall lamps, suspended and floor lamps with opaline blown glass diffuser. Available in two colours and two sizes. Built-in dimmable LED light source.

Typology: suspended

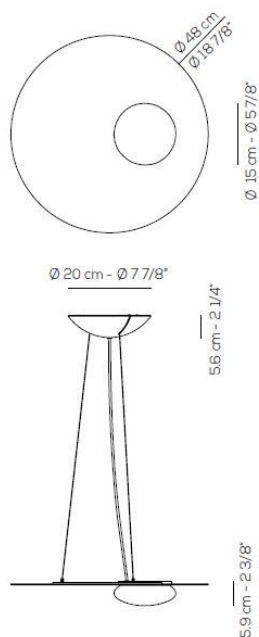
Ratings

- Built in **LED** module
- CCT 3000 K
- diffused beam
- Surface installation over holes
- Supply voltage ~110-240V
- Switch mode: on-off
- Aluminum-Steel body

lb 7.05 ft3 2.61

Product code composition

KWIC / DRIVER INCLUDED



Type	Article	Colours	Finishings	Source
US	KWIC 48	NE intense black BR transparent bronze	XX	LED 18W - diffused beam 3000K*, 2700K

DRY LOCATION CRI>90


 dimmable 0/1-10V
 110-240VAC **LED** ~2151 lm* ~119 lm/W*

example composition code US KWIC 48 XX XX LED

Available colors



NE
Intense black



BR
Transparent bronze

EELc (Energy Efficiency Label compatibility) contain built in LED lamps that cannot be changed: A, A+, A++

USKWIC48 __ XXLED

CUSTOMER _____

NOTES _____

NOTICE: Luminous flux (lm) and efficacy (lm/W) for all built in LED luminaires is based on nominal ratings of the LED sources. Technical data could be subject to alteration without notice. Axo Light does not provide legal guarantee for the

