

# Tati

LED

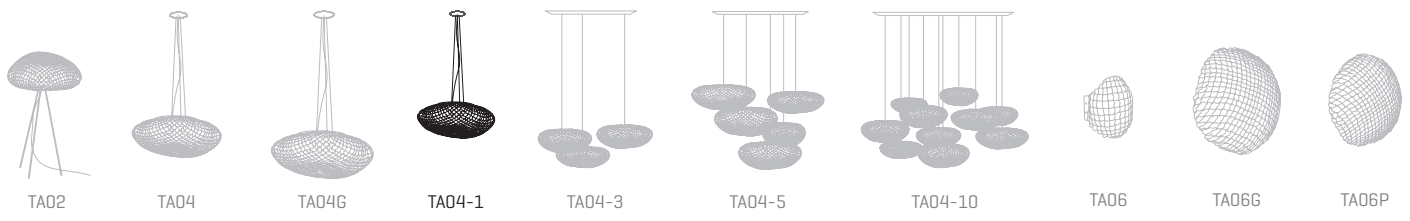
ref. TA04-1-LD

LED / DIMMABLE

Pendant lamp



## Tati Collection



## MATERIAL FINISHES

### LAMPSHADE

Painted stainless steel

One color to choose



Steel gloss nickel-plated and stainless steel

Inside diffuser

### CANOPY AND CABLE

Steel gloss nickel-plated and stainless steel

Black or transparent cable

## LIGHT SOURCE BUILT IN

### 100-277V - 60Hz

18,1 W 3000K 1776lm built-in  
upon request 2700K 1645lm

Dimming system: 0-10 V  
upon request PHASE CONTROL

## OTHER TECHNICAL DATA

### NET WEIGHT

4,8lb

### PACKAGING

20,5x18,5x8,3in  
7,1lb

### ELECTRICAL FEATURES



### CERTIFICATIONS



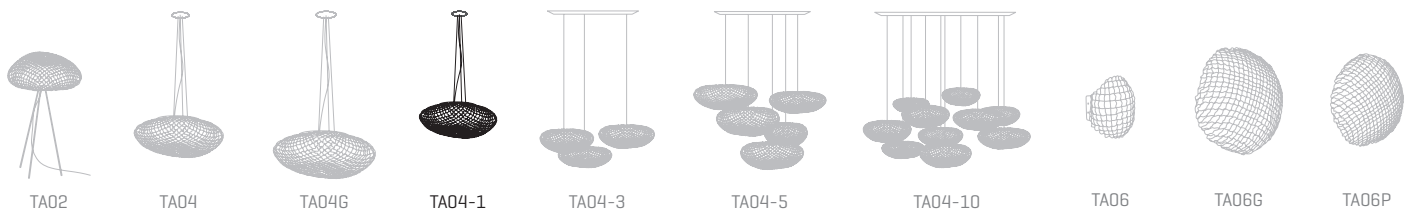
# Tati

ref. **TA04-1**

Pendant lamp



## Tati Collection



### MATERIAL FINISHES

#### LAMPSHADE

Painted stainless steel

One color to choose



Steel gloss nickel-plated and stainless steel

#### CANOPY AND CABLE

Steel gloss nickel-plated and stainless steel

Black or transparent cable

### RECOMMENDED BULBS

#### 120V - 60Hz

E26 Med. - Max. 1x100 W

E26 Med. - Max. 1x42 W

E26LED - Max. 1x13 W

upon request:

GU24- Max. 1x23 W

### OTHER TECHNICAL DATA

#### NET WEIGHT

4,4lb

#### PACKAGING

20,5x18,5x8,3in

6,6lb

#### ELECTRICAL FEATURES



#### CERTIFICATIONS



# Tati

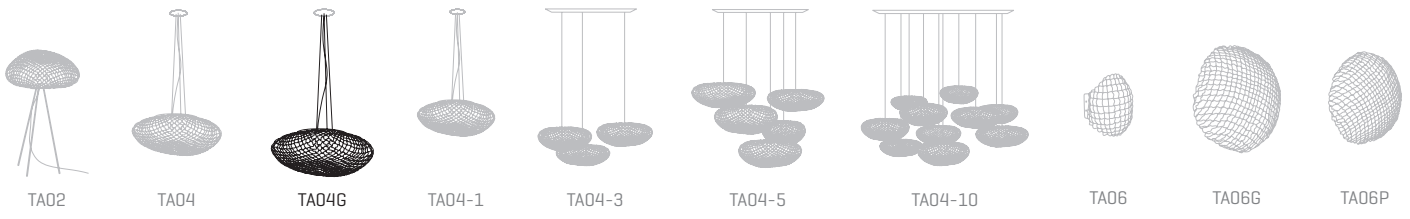
ref. **TA04G**

Pendant lamp

The indicated lampshade dimensions are only approximate, never exact.



## Tati Collection



### MATERIAL FINISHES

#### LAMPSHADE

Painted stainless steel

One color to choose



Steel gloss nickel-plated and stainless steel

#### CANOPY AND CABLE

Steel gloss nickel-plated and stainless steel

Black or transparent cable

### RECOMMENDED BULBS

#### 120V - 60Hz

E26 Med. - Max. 4x100 W

E26 Med. - Max. 4x42 W

E26LED - Max. 4x13 W

upon request:

GU24 - Max. 4x23 W

### OTHER TECHNICAL DATA

#### NET WEIGHT

9,5lb

#### PACKAGING

33,1x33,1x15in

19,8lb

#### ELECTRICAL FEATURES



#### CERTIFICATIONS



## Tati

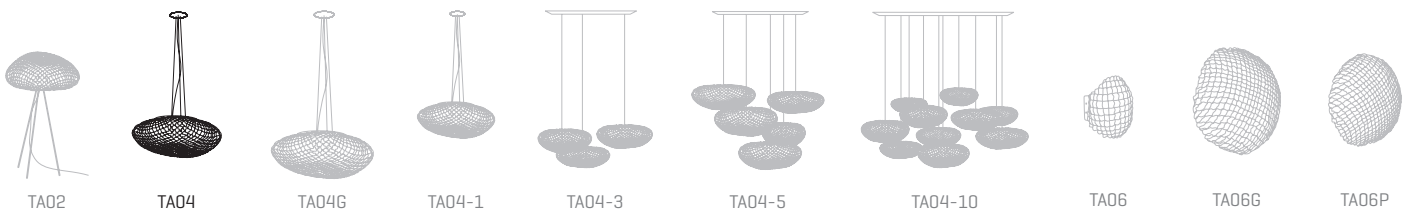
ref. TA04

Pendant lamp

[Click here to download:](#)  
3D/2D, pictures, photometric curves  
and assembly instructions



### Tati Collection



### MATERIAL FINISHES

#### LAMPSHADE

Painted stainless steel

One color to choose



Steel gloss nickel-plated and stainless steel

#### CANOPY AND CABLE

Steel gloss nickel-plated and stainless steel

Black or transparent cable

### RECOMMENDED BULBS

#### 120V - 60Hz

E26 Med. - Max. 3x100 W

E26 Med. - Max. 3x42 W

E26LED - Max. 3x13 W

upon request:

GU24 - Max. 3x23 W

### OTHER TECHNICAL DATA

#### NET WEIGHT

6,8lb

#### PACKAGING

24x 24x12,6in

8,8lb

#### ELECTRICAL FEATURES



#### CERTIFICATIONS

