

Luisa

LED

ref. **LS04G-LD**

LED / DIMMABLE

Pendant lamp



Luisa Collection



LS04




LS04G

MATERIAL FINISHES

LAMPSHADE

Painted stainless steel

One color to choose



Stainless steel

Bottom diffuser

CANOPY AND CABLE

Steel gloss nickel-plated

Transparent cable

LIGHT SOURCE BUILT IN

100-277V - 60Hz

⊙ 18,1W 3000K 1776lm built-in

upon request 2700K 1645lm

Dimming system: 0-10 V

upon request PHASE CONTROL (only 120V)

OTHER TECHNICAL DATA

NET WEIGHT

7,3lb

PACKAGING

20x20x20,9in

10,1lb

ELECTRICAL FEATURES



CERTIFICATIONS



Luisa

ref. **LS04G**

Pendant lamp



Luisa Collection



LS04



LS04G

MATERIAL FINISHES

LAMPSHADE

Painted stainless steel

One color to choose



Stainless steel


CANOPY AND CABLE

Steel gloss nickel-plated

Transparent cable

RECOMMENDED BULBS


120V - 60Hz

 E26 Med. - Max. 1x100 W

 E26 Med. - Max. 1x42 W

 E26LED - Max. 1x13 W

upon request:

 GU24 - Max. 1x23 W

OTHER TECHNICAL DATA

NET WEIGHT

6lb

PACKAGING

20x20x20,9in

9lb

ELECTRICAL FEATURES



CERTIFICATIONS



Luisa

LED

ref. **LS04-LD**

LED / DIMMABLE

Pendant lamp



Luisa Collection



LS04




LS04G

MATERIAL FINISHES

LAMPSHADE

Painted stainless steel

One color to choose



Stainless steel

Bottom Diffuser

CANOPY AND CABLE

Steel gloss nickel-plated

Transparent cable

LIGHT SOURCE BUILT IN

100~277V- 60Hz

⊙ 16,6W 3000K 1530lm built-in

upon request 2700K 1449lm

Dimming system: 0-10 V

upon request PHASE CONTROL (only 120V)

OTHER TECHNICAL DATA

NET WEIGHT

5,3lb

PACKAGING

17,3x 17,3x 15,7in

7,1lb

ELECTRICAL FEATURES



CERTIFICATIONS



Luisa

ref. **LS04**

Pendant lamp



Luisa Collection



LS04




LS04G

MATERIAL FINISHES

LAMPSHADE

Painted stainless steel

One color to choose



Stainless steel

CANOPY AND CABLE

Steel gloss nickel-plated

Transparent cable

RECOMMENDED BULBS


120V - 60Hz

 E26 Med. - Max. 1x100 W

 E26 Med. - Max. 1x42 W

 E26LED - Max. 1x13 W

upon request:

 GU24 - Max. 1x23 W

OTHER TECHNICAL DATA

NET WEIGHT

3,5lb

PACKAGING

17,3x17,3x15,7in

6,6lb

ELECTRICAL FEATURES



CERTIFICATIONS

