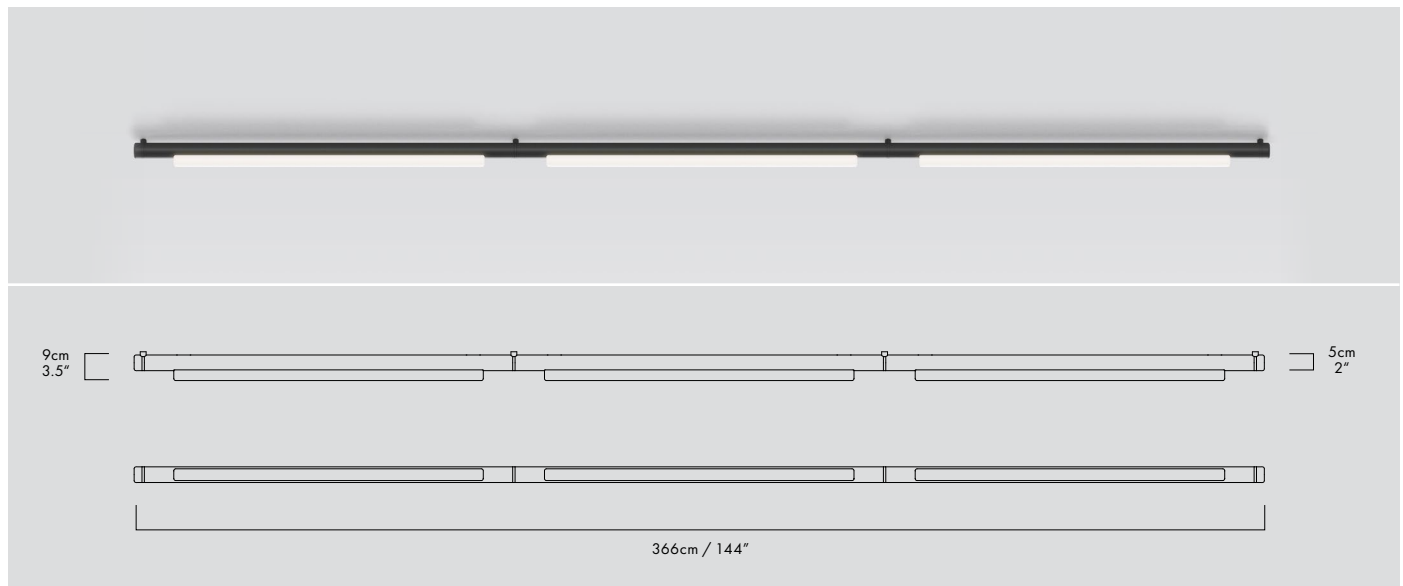


PIPELINE 125.3 – C/W

CEILING/WALL

MANUFACTURED IN CANADA

CAINE HEINTZMAN / 2021



PIP-125.3-CW-BK-27-MLV-120

DESCRIPTION

Space efficient, the surface mounted Pipeline provides accent lighting while becoming an integral element of the environment it is set in.

TYPE

Ceiling/Wall

DIMENSIONS

– Luminaire: 366 x 9 x 5cm /
144" x 3.5" x 2"

POWER TRIM OPTIONS

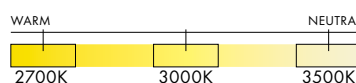
– Trimless (Mud-in or surface mount, remote power supply)

* SEE INSTALL INSTRUCTIONS

TECHNICAL INFORMATION

- Input Voltage:
110–120V / 220–240V / 110–277V
- Integral LED source
- 51W @ 24V DC
- 47,000 hours life
- CRI 90+
- Controls:
Phase dimming / 0–10 / DALI

COLOUR TEMPERATURE OPTIONS



CERTIFICATIONS




* APPLICATION: DRY INDOOR LOCATION ONLY

MATERIALS

- Aluminum
- Acrylic

FINISHES



FOR CUSTOM FINISHES,
PLEASE INQUIRE.

SERIES	SIZE	TYPE	BODY FINISH	END CAP/JOINER	CCT	PS	VOLTAGE IN
PIP	125.3	CW	<input type="checkbox"/> BK (BLACK)	<input type="checkbox"/> BK (BLACK)	<input type="checkbox"/> 27 (2700K)	<input type="checkbox"/> MLV	<input type="checkbox"/> 120
			<input type="checkbox"/> WH (WHITE)	<input type="checkbox"/> WH (WHITE)	<input type="checkbox"/> 30 (3000K)	<input type="checkbox"/> O10	<input type="checkbox"/> 230
			<input type="checkbox"/> RA (RAW)	<input type="checkbox"/> BR (BRASS)	<input type="checkbox"/> 35 (3500K)	<input type="checkbox"/> DAL	<input type="checkbox"/> 277
				<input type="checkbox"/> CP (COPPER)			
			<input type="checkbox"/> BR (BRASS)				
			<input type="checkbox"/> CP (COPPER)				